

SAN LUIS OBISPO COUNTY
COMMUNITY
FOUNDATION

**The
Growing
Together
Fund**

Supporting the needs of our
lesbian, gay, bisexual, and
transgender community



**Community
Individual
Survey
Report**

November, 2001

Prepared by:
Thomas Keifer Consulting
Shell Beach, CA

EXECUTIVE SUMMARY

The Growing Together Fund is a two-year initiative by the San Luis Obispo (SLO) County Community Foundation to address the needs of the lesbian, gay, bisexual, and transgender (LGBT) communities in SLO County. The Fund is supported through grants from the National Lesbian and Gay Community Funding Partnership and the California Endowment, as well as through local donations. The goals of the Fund are:

- 1) To assess the issues and service needs of the local LGBT community in order to determine how best to distribute grant monies.
- 2) To promote community education, and to encourage local groups to better address the needs of the LGBT community.
- 3) To strengthen the capacity of organizations that serve and support SLO County's LGBT communities.
- 4) To create a permanent endowed fund dedicated to supporting the needs of the LGBT communities.

In order to begin fulfillment of the first goal, the Growing Together Advisory Committee commissioned the development and administration of a Community Individual Survey. This community scan was intended primarily to identify issues important to and services needed by the LGBT community. It was also intended to gather information about the community's health and wellbeing, sources of LGBT information, and level of community involvement.

The survey was distributed throughout SLO County in three ways. Surveys were mailed to all those individuals on the mailing list of the Gay and Lesbian Alliance (GALA). Copies were handed out at community events such as Pride at the Plaza and SLO Farmers' Market and at libraries, community agencies, and local businesses. Finally, the survey was available on the Community Foundation website.

SAMPLE

Approximately 1,400 surveys were distributed. Five hundred six completed surveys were returned, for a response rate of 36%.

The sample of respondents was largely female (60%), older (mean age = 45.5 years), and white (87%). Those who completed surveys reported living in SLO County for an average of 14.6 years. They were well educated (72% reported attending some college), and were generally middle to lower-middle class socioeconomically (57% reported annual income of less than \$45,000).

The sample was well distributed throughout the four regions of SLO County, although it overrepresented respondents from the Coastal Region, and underrepresented respondents from North County. See Table 1 on the next page.

Table 1
Respondents' Residence by SLO County Region

SLO County Region (% of County Population*)	Number	Percent
North County (31%)	101	20.2%
Coastal Region (18%)	124	24.7%
San Luis Obispo (28%)	157	31.3%
South County (23%)	119	23.8%

The sample was three-quarters (73%) LGBT, and one-quarter heterosexual (26%). LGBT respondents were distributed as follows: lesbian – 37%; gay – 28%; bisexual – 6%; and questioning – 2%. One percent of the respondents reported themselves as identifying their sexual orientation as *other*.

Only one LGBT respondent indicated being open with no one about his sexual orientation and/or gender identity. Two percent of all respondents indicated their sexual orientation as *questioning*. Thus, the LGBT sample in SLO County who responded to the Community Individual Survey was not representative of lesbians, gays, bisexuals, or transgender individuals who are “closeted” or not open. Nor was the sample representative of individuals who do not clearly identify themselves as LGBT. Rather, the individuals making up the survey’s sample of the LGBT community in SLO County were largely open, and clearly identified themselves as LGBT.

RESULTS

The survey required respondents to respond to the following question on a five-point Likert scale:

In your opinion, how serious are the following **issues** or **service needs** facing the LGBT community in SLO County at the present time? (*Please circle the appropriate number for each item listed.*)

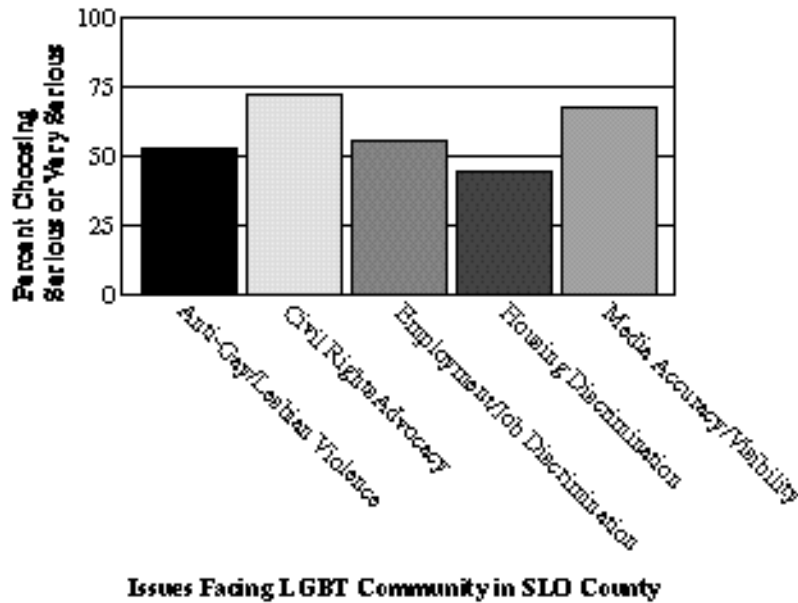
Not at all Serious 1	Not Very Serious 2	Neutral 3	Serious 4	Very Serious 5
----------------------------	--------------------------	--------------	--------------	----------------------

The results for issues and service needs presented as the percentage of respondents who chose either serious (4) or very serious (5). All results in this Executive Summary are for *all respondents* unless otherwise indicated.

Issues

There were five issues facing the LGBT community in SLO County listed in the Community Individual Survey. The percentage of respondents who agreed that each was serious or very serious are presented in Figure 1 on the next page.

Figure 1
Percentage of Respondents Rating Issues Facing the
LGBT Community in SLO County as Serious or Very Serious



The rank order of these issues and their respective percentages are presented in Table 2.

Table 2
Ranked Issues Facing LGBT Community in SLO County
Rated as Serious or Very Serious

Issues	Percent
1) Civil Rights/Advocacy	72%
2) Media Accuracy/Visibility	66%
3) Employment/Job Discrimination	55%
4) Anti-Gay/Lesbian Violence	52%
5) Housing Discrimination	44%

Service Needs

There were fourteen service needs of the LGBT community in SLO County listed in the Community Individual Survey. The percentage of respondents who agreed that each was serious or very serious are presented in Figure 2 on the next page. The rank order of these service needs and their respective percentages are presented in Table 3, also on the next page.

Figure 2
Percentage of Respondents Rating Service Needs of the LGBT Community as Serious or Very Serious

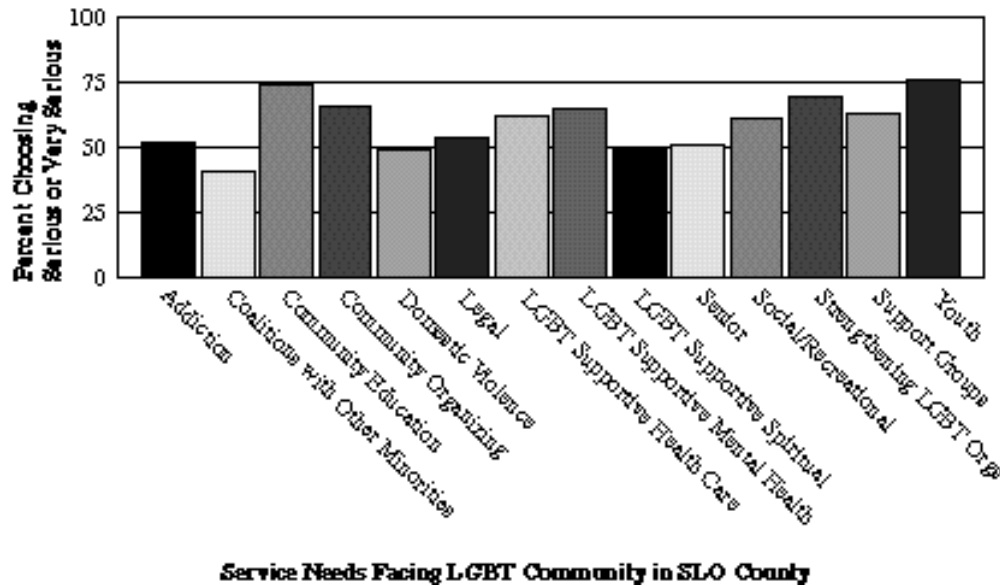


Table 3
Ranked Service Needs of LGBT Community in SLO County
Rated as Serious or Very Serious

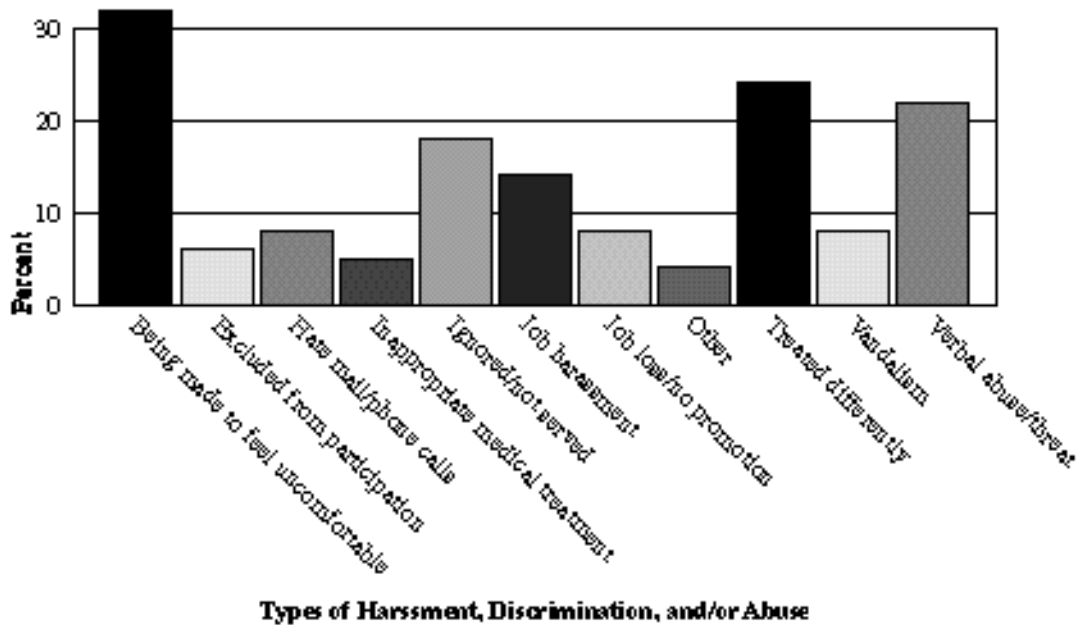
Service Needs	Percent
1) Youth Services	76%
2) Community Education	74%
3) Strengthening LGBT Orgs.	69%
4) Community Organizing	66%
5) LGBT Supportive Mental Health	65%
6) Support Groups	63%
7) LGBT Supportive Health Care	62%
8) Social/Recreational Activities	61%
9) Legal Services	55%
10) Addiction (e.g., alcohol, drugs, etc.)	52%
11) Senior Services	51%
12) Domestic Violence Services	49%
13) LGBT Supportive Spiritual Outlets	49%
14) Coalitions with Other Minorities	41%

Discrimination, Harassment, and/or Abuse in SLO County

When asked if they had ever experienced discrimination, harassment, and/or abuse in SLO County due their sexual orientation and/or gender identity, one-third (31%) of all respondents said they had. The percent of LGBT respondents reporting such discrimination, harassment, and/or abuse was somewhat higher at 41%. More than half (59%) of the LGBT respondents reported not having been exposed to such discrimination, harassment, and/or abuse in SLO County. One-thirds of LGBT respondents (32%) had reported such an incident, and two-thirds (68%) had not.

Respondents were asked about various types of discrimination, harassment, and/or abuse in SLO County due to sexual orientation and/or gender identity. Those types which were most commonly reported by the LGBT respondents are presented in Figure 3.

Figure 3
Percent of LGBT Respondents Reporting Discrimination, Harassment, and/or Abuse in SLO County Due to Sexual Orientation and/or Gender Identity



Health and Wellbeing

The overwhelming majority (91%) of all respondents reported their physical health to generally be good to excellent. The same percentage (92%) reported their mental health to be good to excellent.

Respondents overwhelmingly (88%) reported having health insurance, seeing a physician at least once a year (85%) as their primary health care provider (83%). Those who did not have health insurance gave three primary reasons: (*can't afford* –67%, *other* – 15%, and *employer does not provide* (14%). Incidence of permanent physical or mental disability that substantially limits a major life activity was reported by one-sixth of the sample (17%).

Slightly over one-quarter (28%) of the lesbians respondents reported a reluctance to seeking health care. Their most common reasons for doing so were *fear of being embarrassed or judged* (38%), *discomfort with male physicians* (18%), and *fear of being outted* (17%).

Identification with LGBT Community

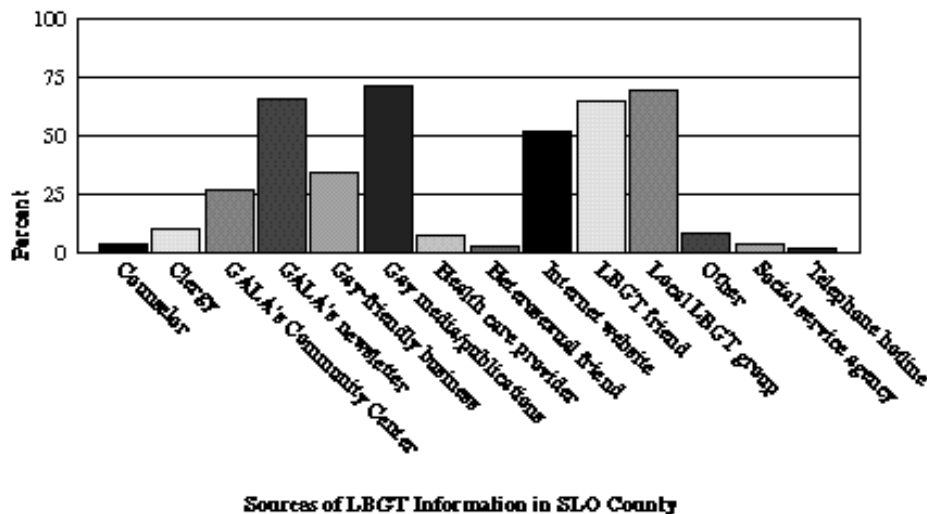
LGBT respondents were asked at what age they first became conscious of their sexual orientation. One-third (33%) reported becoming so between 11 and 17 years of age, and another third (31%) reported their first awareness between 18 and 25 years of age. One-fifth (19%) reported consciousness of their LGBT identity at ten years or earlier, and somewhat less than one-sixth (16%) reported the age at 26 years or over.

Almost all LGBT respondents (98.8%) reported being open about their sexual orientation and/or gender identity with their friends, and the vast majority reported such openness with family (83%) and health professionals (74%). Two-thirds (67%) reported being out with fellow employees, and slightly over half (56%) reported being open with neighbors. One-quarter (26%) reported openness with religious organizations, and four percent were open with schools. Only one person (<1%) reported being open with no one.

When asked if they had family members who were lesbian, bisexual, gay, or transgender, 42% of the sample said yes regarding extended family members. One-fifth (19%) reported an LGBT sibling, and slightly more than that (22%) reported some other LGBT family member. LGBT respondents reported having LGBT family members at a lower rate than all respondents (31% extended family, 15% sibling, and 16% other).

Respondents were asked where they go to get lesbian, gay, bisexual, and transgender information. Responses for LGBT respondents (who rated most sources higher than the sample as a whole) are presented in Figure 5.

**Figure 5
Percentage of LGBT Respondents Who Reported Obtaining LGBT Information from Specific Sources**



When asked about the importance of an LGBT Community Center in SLO County, over half (58%) of all respondents said it was important or very important. Significantly more (88%) of the LGBT respondents felt that way. Three-quarters (74%) of the LGBT respondents reported they would use such a center during regular business hours, and 82% reported they would do so on evenings and weekends. Forty-two percent of the heterosexual respondents reported they would use an LGBT Community Center during regular business hours, and 26% reported they would do so on evenings and weekends.

Community Involvement

When asked if they vote in public elections, almost all respondents (96%) said yes. Asked about their contributions of time and money to local organizations, slightly more than one-third (37%) of all respondents said they contributed time, and somewhat more than one-half (56%) reported contributing money. The percentages of respondents who reported giving time and/or money to multiple local organizations is presented in Table 4, below.

**Table 4
Contributions of Time and Money to Local Organizations**

Number of Organizations	Time Percent	Money Percent
One Organization	37%	56%
Two Organizations	19%	38%
Three Organizations	12%	28%
Four Organizations	8%	17%
Five Organizations	4%	9%

CONCLUSION

This Executive Summary outlines the results of the Community Individual Survey conducted by the Growing Together Fund. The information gathered by the survey will be used to prioritize the activities supported by Growing Together in confronting the issues and needs of the lesbian, gay, bisexual, and transgender communities in San Luis Obispo County. Those who wish to be a part of the Growing Together Fund, those who would like more information, or those who require the complete results of the Community Individual Survey are invited to visit the website at www.slccf.org, or contact:

Growing Together Fund
 San Luis Obispo County Community Foundation
 P.O. Box 1580
 San Luis Obispo, CA 93406
 805/543-2323

Table of Contents

	Page
Executive Summary	i
Table of Contents	ix
List of Tables and Figures	xi
Introduction	1
Sample	3
Results	7
Issues	7
Service Needs	9
Discrimination, Harassment, and/or Abuse in SLO County	12
Health and Wellbeing	13
Identification with LGBT Community	14
Community Involvement	17
Comments	18
Attachments	19
Attachment 1: Community Individual Survey	21
Attachment 2: Data Summary Tables	29

List of Tables and Figures

		Page
Table 1	Respondents' Ethnicity Compared to SLO County	3
Table 2	Respondents' Residence by SLO County Region	4
Figure 1	Percentage of Respondents' Sexual Orientation	5
Figure 2	Percentage of Respondents Rating Issues Facing the LGBT Community in SLO County as Serious or Very Serious	8
Table 3	Ranked Issues Facing LGBT Community in SLO County Rated as Serious or Very Serious	8
Figure 3	Percentage of Respondents Rating Service Needs of the LGBT Community as Serious or Very Serious	10
Table 4	Ranked Service Needs of LGBT Community in SLO County Rated as Serious or Very Serious	10
Figure 4	Percent of LGBT Respondents Reporting Discrimination, Harassment, and/or Abuse in SLO County Due to Sexual Orientation and/or Gender Identity	12
Figure 5	Percent of Respondents Reporting Various Levels of Physical and Mental Health	13
Figure 6	Percent of LGBT Respondents Who Reported Various Levels Age of First Consciousness of Sexual Orientation	14
Figure 7	Percent of LGBT Respondents Who Reported Obtaining LGBT Information from Specific Sources	16
Table 5	Contributions of Time and Money to Local Organizations in SLO County Rated as Serious or Very Serious	17
Attachment 2:	Data Summary Tables	15

The Growing Together Fund is a two-year initiative by the San Luis Obispo (SLO) County Community Foundation to address the needs of the lesbian, gay, bisexual, and transgender (LGBT) communities in SLO County. The Fund is supported through grants from the National Lesbian and Gay Community Funding Partnership and the California Endowment as well as through local donations. The goals of the Fund are:

- 1) To assess the issues and service needs of the local LGBT community in order to determine how best to distribute grant monies.
- 2) To promote community education, and to encourage local groups to better address the needs of the LGBT community.
- 3) To strengthen the capacity of organizations that serve and support SLO County's LGBT communities.
- 4) To create a permanent endowed fund dedicated to supporting the needs of the LGBT communities.

In order to begin fulfillment of the first goal, the Growing Together Advisory Committee commissioned the development and administration of a Community Individual Survey. This community scan was intended primarily to identify issues important to and services needed by the LGBT community. It also was intended to gather information about the community's health and wellbeing, sources of LGBT information, and level of community involvement.

The Community Individual Survey was created as a broad-based first attempt at gathering information regarding the LGBT community from the widest possible sample. Therefore, surveys were distributed to anyone interested, regardless of their sexual orientation or gender identity.

The survey was distributed throughout SLO County in three ways. Surveys were mailed to all those individuals on the mailing list of the Gay and Lesbian Alliance (GALA). Copies were handed out at community events such as Pride at the Plaza and SLO Farmers' Market and at libraries, community agencies, and local businesses. Finally, the survey was available on the Community Foundation's website.

The Community Individual Survey had several sections (see Attachment 1 for a copy of the survey). The first section gathered information about the respondents for purposes of demographic descriptions.

The next section of the survey asked respondents about their opinions and experiences. Items in this section concerned issues and service needs facing the LGBT community as well as their experiences regarding discrimination, harassment, and/or abuse in SLO County due to sexual orientation and/or gender identity.

The survey's third section contained items regarding the respondents' health and wellbeing. Information solicited in this section included physical health, mental health, insurance coverage, description of regular health care provider, and more.

The fourth section in the survey concerned the respondents' identification with the LGBT community. LGBT respondents were asked about their age of first consciousness regarding their LGBT identities, as well as their openness about their sexual orientation and gender identity. All respondents were queried regarding LGBT family members, source of LGBT information, and the importance and utility of a SLO County LGBT Community Center.

The survey's final section focused on respondents' community involvement. Respondents were asked whether they vote in public elections, and were queried about their contributions of time and money to local organizations.

Data are presented in the following two sections of this report. The section, *Sample*, describes the survey's respondents. The section, *Results*, presents data concerning the following sections of the survey: Issues, Service Needs, Discrimination, Harassment and/or Abuse in SLO County, Health and Wellbeing, Identification with LGBT Community, and Community Involvement. Complete data for all items in the Community Individual Survey may be found in the Data Summary Tables (Attachment 2).

This report will be distributed throughout San Luis Obispo County. The results of the survey will be used to help in identifying the needs of the LGBT community and in distributing monies raised by the Growing Together Fund to meet those needs.

The Growing Together Advisory Committee is dedicated to reaching out to and serving lesbians, gays, bisexuals, and transgender persons in SLO County. The Committee intends to promote the acceptance of, and to work to meet the needs of all persons in San Luis Obispo County, regardless of sexual orientation or gender identity, so that we may all grow together as one community.

Note on Data Analysis and Presentation

Data generated through the Community Individual Survey were analyzed through simple frequency analyses for *all respondents*. Responses concerning Issues, Service Needs, Discrimination and/or Harassment, Health and Wellbeing, Identification with the LGBT Community, and Community Involvement were subsequently analyzed for the subsample of *LGBT respondents*. Results for *LGBT respondents* are reported only when they differ from the sample as a whole. Therefore, all results in this report are for *all respondents* unless otherwise indicated.

SAMPLE

Approximately 1,400 surveys were distributed. Five hundred six completed surveys were returned, for a response rate of 36%.

The sample of respondents was over half female (60%), with 39% of the respondents being male. There was one transgender individual (<1%), 1 transsexual (female to male), 2 crossdressers (<1%), and 2 individuals who identified their gender as *other*.

The reported ages of the respondents ranged from 15 to 74 years. There were more older respondents than younger, with 13% of the sample under 30 years of age, 53% between 31 and 50 years, and 34% over 51 years old. The average age of the respondents was 45.5 years old.

The respondents were overwhelmingly white (87%, equal to representation in the County as a whole, see Table 1). African Americans were represented in proportion similar to SLO County as a whole, as were people reporting more than one ethnicity. Persons of Latina/o, Chicano/a, and/or Hispanic background were significantly underrepresented (3% of the sample versus 16% in SLO County.) Asian American Pacific Islander/South Asian persons were underrepresented, and Native Americans were overrepresented.

Table 1
Respondents' Ethnicity Compared to SLO County

Response (n=503*)	Percent * SLO	Percent Sample
Asian American/Pacific Islander/South Asian	2.8%	1.2%
African American/Black	2.0%	1.6%
European American/White	76.1%	86.9%
Latina/o, Chicano/a, Hispanic	16.3%	3.4%
Multi-racial	3.4%	3.6%
Native American	0.9%	1.8%
Other	6.2%	1.6%

* U.S. Census, 2000

The respondents were well educated. Slightly less than three-quarters (72%) reported attending some college, and one-third of those (27% of the sample) reported having a graduate degree. About one-in-seven (14%) of the sample reported their highest educational attainment as high school diploma or equivalent, and 8% reported attending technical school or similar training. Less than one percent (n=3) listed middle school as

* See the missing values note on page 7.

their highest level of education/training completed (keeping in mind that six respondents were under 18 years old).

One-third (35%) of the sample reported annual income of less than \$30,000, and slightly more than that (37%) reported annual income of less than \$60,000. One-fifth (21%) of the sample reported annual income of between \$60,000 and \$99,999, and one-in-eighteen (6%) reported annual income of over \$100,000.

The two most common types of households reported by the respondents were *domestic partners with children* (29%) and *single living alone* (28%). *Married adults without children* accounted for 10% of the sample, *single adults without children* for 9%, and both *married adults with children* and *domestic partners without children* accounted for 6% of the sample. Respondents who identified themselves as *single living with parents* accounted for 4% of the sample, and *single parents families* made up 3%.

Over half (58%) of the respondents indicated having a religious or spiritual affiliation, while the remainder (42%) responded no to that question. Those respondents who answered affirmatively listed a large number of such affiliations. The most common affiliations were Catholicism (18%), Christian nondenominational (16%), Unitarian (15%), Jewish (6%), Own Spirituality (5%), Episcopal (5%), Buddhism (4%), and other (4%).

Those who completed surveys reported living in SLO County for an average of 14.6 years. One-fifth (19%) of the sample had lived in SLO County for three years or less, and about the same proportion (18%) had lived here for four to eight years. Somewhat less than half (45%) reported living in SLO County for between 9 and 25 years, and one-sixth (17%) reported living in SLO County for 26 years or more.

The sample was well distributed throughout the four regions of SLO County (see Table 2). The sample contained the same proportion of respondents from the South County region as SLO County as a whole (24%), and only a slightly higher percentage from the San Luis Obispo region as the county (31% to 28% respectively). The survey sample distribution was significantly higher from the Coastal region compared to the county (25% to 18% respectively), and was lower from the North County region (20% to 31% respectively). Given the different demographic/sociopolitical profiles of the latter two regions, perhaps these differences in sample versus population distribution are not surprising.

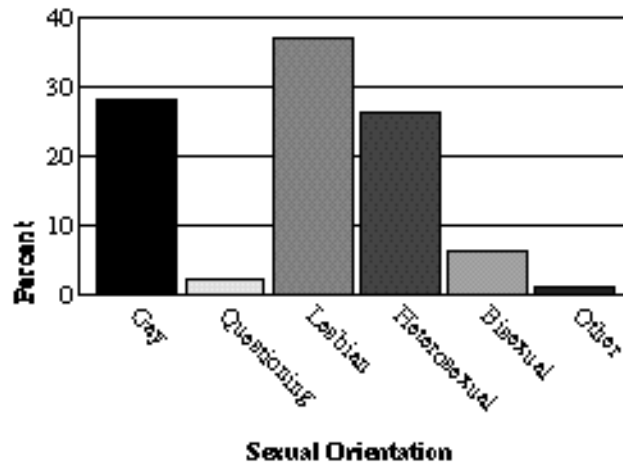
Table 2
Respondents' Residence by SLO County Region

SLO County Region (% of County Population*)	Number	Percent
North County (31%)	101	20.2%
Coastal Region (18%)	124	24.7%
San Luis Obispo (28%)	157	31.3%
South County (23%)	119	23.8%

* U.S. Census, 2000

The sample was three-quarters (73%) LGBT and one-quarter heterosexual (26%). LGBT respondents were distributed as follows: lesbian – 37%; gay – 28%; bisexual – 6%; and questioning – 2%. One percent of the respondents reported themselves as identifying their sexual orientation as *other*. See Figure 1.

Figure 1
Percentage of Respondents' Sexual Orientation



Only one LGBT respondent indicated being open with no one about his sexual orientation and/or gender identity.

The LGBT sample in SLO County who responded to the Community Individual Survey was not representative of lesbians, gays, bisexuals, or transgender individuals who are “closeted” or not open about their sexual orientation and/or gender identity. Nor was the sample representative of individuals who do not clearly identify themselves as LGBT. Rather, the individuals making up the survey’s sample of the LGBT community in SLO County were open, at least to some extent, about their sexual orientation and/or gender identity, and clearly identified themselves as LGBT.

A Note on the Sample and Subsample

The sample of SLO County residents who completed the Community Individual Survey was predominantly lesbian, gay, bisexual, or transgender. Only **one-quarter** of the sample presented themselves as heterosexual. Therefore, in this report, when data are presented as being from *all respondents* or from *LGBT respondents*, readers are advised to keep the following in mind. Data presented as being from the *LGBT community* are presented only in order to be a gauge of that community, **not as a contrast** with data from *all respondents*. Those non-LGBT respondents who are hostile to LGBT concerns may have skewed the data. The data from all respondents **should not** be interpreted as representing the non-LGBT or straight community in SLO County.

RESULTS

The first two sections of the results of the Community Individual Survey concerned the issues and service needs of the lesbian, gay, bisexual, and transgender community in SLO County. In order to determine and prioritize those issues and needs, the survey required respondents to respond to the following question on a five-point Likert scale:

In your opinion, how serious are the following **issues** or **service needs** facing the LGBT community in SLO County at the present time? (*Please circle the appropriate number for each item listed.*)

Not at all Serious 1	Not Very Serious 2	Neutral 3	Serious 4	Very Serious 5
----------------------------	--------------------------	--------------	--------------	----------------------

ISSUES

There were five issues facing the LGBT community in SLO County listed in the Community Individual Survey. These were: 1) *Anti-Gay/Lesbian Violence*; 2) *Civil Rights/Advocacy*; 3) *Employment/Job Discrimination*; 4) *Housing Discrimination*; and 5) *Media Accuracy/Visibility*. The percentage of respondents who agreed that each of these issues was serious or very serious are presented graphically in Figure 2 on the next page, and are listed in Table 3 (also on the next page) in rank order of their prioritization by the respondents.

Slightly less than three-quarters (72%) of the respondents rated Civil Rights/Advocacy as a *serious* or *very serious* issue facing the LGBT community in SLO County (31% *very serious* and 41% *serious*). Twenty percent were *neutral*, 5% rated it as *not very serious*, and 3% as *not at all serious*.

Two-thirds (66%) of the sample rated Media Accuracy/Visibility as *serious* or *very serious* (25% *very serious* and 41% *serious*). One-quarter (25%) were *neutral*, 5% rated it as *not very serious*, and 4% rated it as *not at all serious*.

A Note on Missing Values and Their Effect on Statistics

A word of caution is in order. Numbers and percentages presented in this report may not always appear to add up between items. This is due to **missing values**. Not all respondents reply to each item. Therefore, while ten individuals may respond to a given item, fifteen may respond to another. Therefore, if five out of ten responded *A* to the first item, a table would show that 50% of those who responded picked *A*. If five out of fifteen responded *B* to the second item, that table would show that 33% of those who responded picked *B*. Thus, two tables could show 5 respondents being both 50% and 33%, confusing unless *missing values* are considered. As a matter of style, **missing values** are not listed in the narrative, table, or figures. The number (n) of responses to each item is listed in all tables and in some places in the narrative.

Somewhat more than half rated Employment/Job Discrimination (55%) as a *serious* or *very serious* issue facing the LGBT community in SLO County (19% *very serious* and 36% *serious*). One-third (32%) were *neutral*, 10% rated it as *not very serious*, and 3% as *not at all serious*.

Figure 2
Percentage of Respondents Rating Issues Facing the LGBT Community in SLO County as Serious or Very Serious

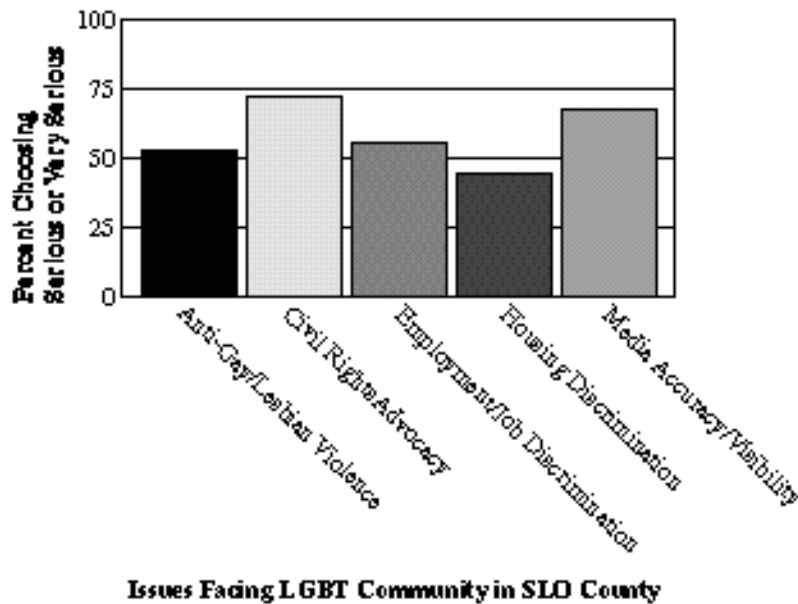


Table 3
Ranked Issues Facing LGBT Community in SLO County Rated as Serious or Very Serious

Issues	Percent
1) Civil Rights/Advocacy	72%
2) Media Accuracy/Visibility	66%
3) Employment/Job Discrimination	55%
4) Anti-Gay/Lesbian Violence	52%
5) Housing Discrimination	44%

Half of the sample rated Anti-Gay/Lesbian Violence (52%) as *serious* or *very serious* (18% *very serious* and 35% *serious*). Twenty-nine percent were *neutral*, 15% rated it as *not very serious*, and 4% rated it as *not at all serious*.

Less than half (44%) rated Housing Discrimination as *serious* or *very serious* (15% *very serious* and 30% *serious*). Almost the same percent (42%) were *neutral*, 10% rated it as *not very serious*, and 4% rated it as *not at all serious*.

SERVICE NEEDS

There were fourteen service needs of the LGBT community in SLO County listed in the Community Individual Survey. These were: 1) *Addiction Services (alcohol, drugs, sex, etc.)*; 2) *Coalitions with Other Minority Communities*; 3) *Community Education*; 4) *Community Organizing*; 5) *Domestic Violence Services*; 6) *Legal services*; 7) *LGBT Supportive Health Care Services*; 8) *LGBT Supportive Mental Health Services*; 9) *LGBT Supportive Spiritual Outlets*; 10) *Senior Services*; 11) *Social/Recreational Activities and Services*; 12) *Strengthening LGBT Organizations*; 13) *Support Groups*; and 14) *Youth Services*. The percentages of respondents who agreed that each was *serious* or *very serious* are presented in Figure 3 on the next page. These needs and their respective percentages are presented in rank order in Table 4 (also on the next page).

Three-quarters (76%) of the sample rated Youth Services as a *serious* or *very serious* service need of the LGBT community in SLO County (39% *very serious* and 37% *serious*). One-sixth (18%) were *neutral*, 3% rated it as *not very serious*, and 4% as *not at all serious*.

Three-quarters (74%) also rated Community Education as *serious* or *very serious* (31% *very serious* and 43% *serious*). One-fifth (19%) were *neutral*, 3% rated it as *not very serious*, and 3% rated it as *not at all serious*.

Slightly over two-thirds (69%) of the sample rated Strengthening LGBT Organizations as *serious* or *very serious* (25% *very serious* and 45% *serious*). Almost one-quarter (23%) were *neutral*, 3% rated it as *not very serious*, and 5% rated it as *not at all serious*.

Community Organizing was rated as *serious* or *very serious* by two-thirds (66%) of the sample (23% *very serious* and 44% *serious*). One-quarter (26%) were *neutral*, 4% rated it as *not very serious*, and 4% rated it as *not at all serious*.

Two-thirds (65%) also rated LGBT Supportive Mental Health Services as *serious* or *very serious* (26% *very serious* and 39% *serious*). Slightly over one-quarter (27%) were *neutral*, 4% rated it as *not very serious*, and 4% rated it as *not at all serious*.

The need for Support Groups was rated as *serious* or *very serious* by slightly under two-thirds (63%) of the sample (19% *very serious* and 43% *serious*). Somewhat over one-quarter (29%) were *neutral*, 4% rated it as *not very serious*, and 4% rated it as *not at all serious*.

Sixty-two percent rated LGBT Supportive Health Care Services as *serious* or *very serious* (25% *very serious* and 37% *serious*). Thirty percent were *neutral*, 4% rated it as *not very serious*, and 4% rated it as *not at all serious*.

Figure 3
Percentage of Respondents Rating Service Needs of the LGBT Community as Serious or Very Serious

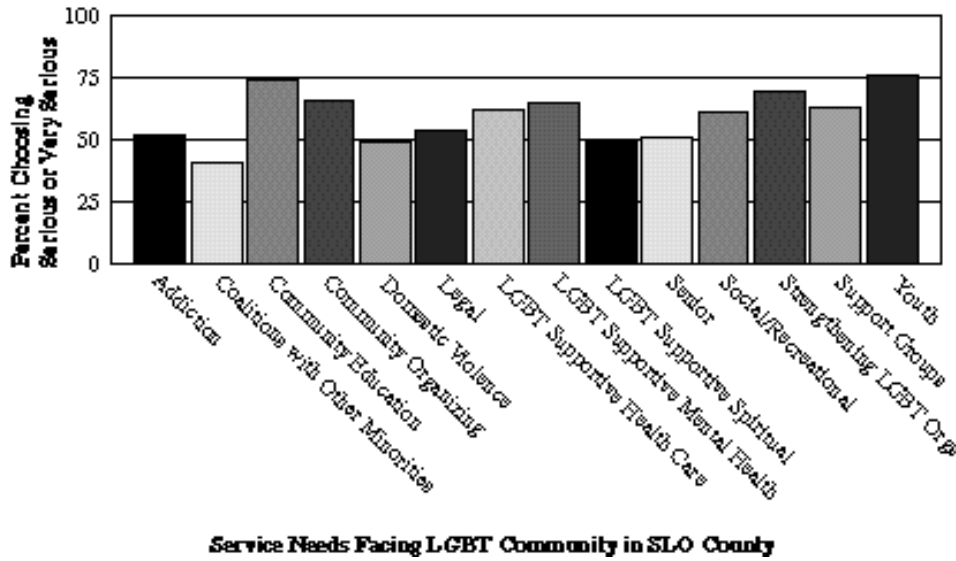


Table 4
Ranked Service Needs of LGBT Community in SLO County
Rated as Serious or Very Serious

Service Needs	Percent
1) Youth Services	76%
2) Community Education	74%
3) Strengthening LGBT Orgs.	69%
4) Community Organizing	66%
5) LGBT Supportive Mental Health	65%
6) Support Groups	63%
7) LGBT Supportive Health Care	62%
8) Social/Recreational Activities	61%
9) Legal Services	55%
10) Addiction (e.g., alcohol, drugs, etc.)	52%
11) Senior Services	51%
12) Domestic Violence Services	49%
13) LGBT Supportive Spiritual Outlets	49%
14) Coalitions with Other Minorities	41%

Social/Recreational Activities and Services was rated as a *serious* or *very serious* need by 61% of the sample (22% *very serious* and 39% *serious*). Twenty-eight percent were *neutral*, 5% rated it as *not very serious*, and 5% rated it as *not at all serious*.

Just over half rated Legal Services (55%) as *serious* or *very serious* (17% *very serious* and 38% *serious*). More than one-third (37%) were *neutral*, 4% rated it as *not very serious*, and 4% rated it as *not at all serious*.

Addiction Services (alcohol, drugs, sex, etc.) was rated as *serious* or *very serious* by half (52%) of the sample (18% *very serious* and 33% *serious*). Two-in-five (40%) were *neutral*, 4% rated it as *not very serious*, and 4% rated it as *not at all serious*.

Half (49%) also rated Domestic Violence Services as *serious* or *very serious* (16% *very serious* and 33% *serious*). Two-in-five (41%) were *neutral*, 6% rated it as *not very serious*, and 3% rated it as *not at all serious*.

LGBT Supportive Spiritual Outlets was rated as *serious* or *very serious* by half (49%) of the sample (20% *very serious* and 28% *serious*). Somewhat over one-third (37%) were *neutral*, 8% rated it as *not very serious*, and 7% rated it as *not at all serious*.

Less than half (41%) rated Coalitions with Other Minority Communities as *serious* or *very serious* service needs of the LGBT community in SLO County (11% *very serious* and 30% *serious*). Almost half (47%) were *neutral*, 8% rated it as *not very serious*, and 4% rated it as *not at all serious*.

Given the opportunity to list other needs, respondents mentioned a number of them. Those with the most support were as follows: need for increased cohesion within the LGBT community; support for LGBT businesses; domestic partner benefits; and more youth involvement. See p 43 in Attachment 2 for a complete list of suggested needs.

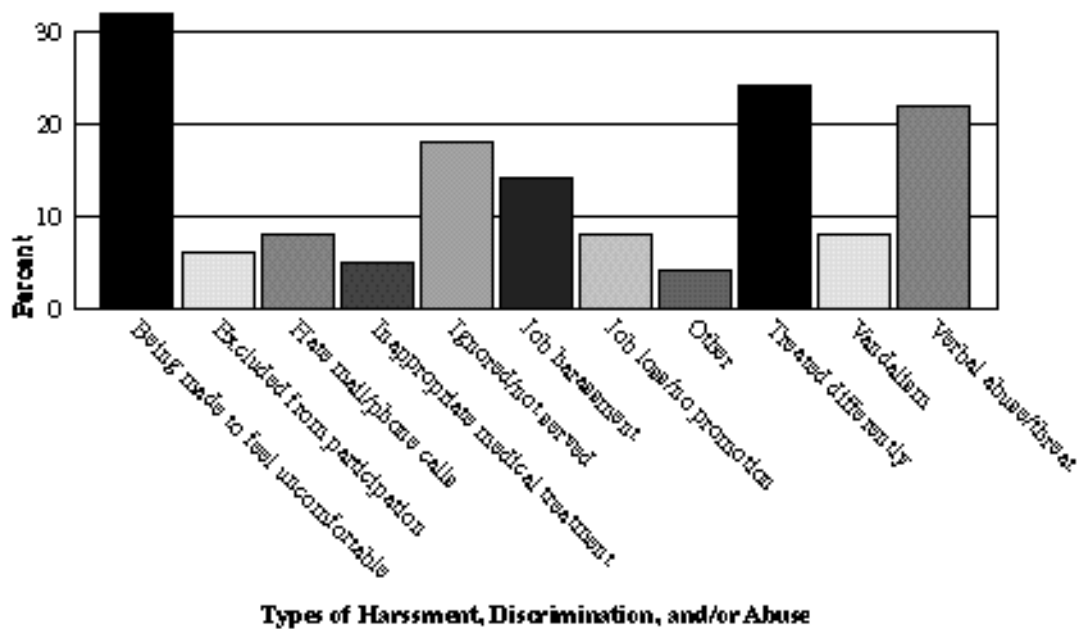
DISCRIMINATION, HARASSMENT, AND/OR ABUSE IN SLO COUNTY

When asked if they had ever experienced discrimination, harassment, and/or abuse in SLO County due to their sexual orientation and/or gender identity, one-third (31%) of all respondents said they had. The percent of LGBT respondents reporting such discrimination, harassment, and/or abuse was considerably higher at 41%. More than half (59%) of the LGBT respondents reported not having been exposed to such discrimination, harassment, and/or abuse in SLO County.

Respondents listed a number of examples of the kinds of discrimination, harassment, and/or abuse they had been subjected to because of their sexual identity. These are presented in their entirety in Attachment 2 on page 44. The most numerous of these examples pertain to verbal abuse or obscene gestures (about 40%), with treatment on the job, including termination, being a close second (about 35%). Violence and threats of violence accounted for about 10% of the examples, as did being ignored and insensitive comments or jokes.

Respondents were asked to identify the types of discrimination, harassment, and/or abuse they had experienced in SLO County in the past five years. About half (48%) of the LGBT respondents indicated that this did not apply to them. Of those LGBT respondents who did identify a category, one-third (32%) chose *being made to feel uncomfortable/unwelcome*. One-quarter (24%) chose *being treated differently from others*, and slightly less (22%) chose *verbal abuse of threats*. Slightly less than one-fifth (18%) indicated *being ignored/not served/left out*, and 14% indicated *being victims of job harassment/mistreatment*. Eight percent had suffered *job loss/loss of promotion* or had received *hate mail/phone calls* or been victimized by *vandalism/property damage*. Six percent had been *excluded from participation in an organization/event*, 5% had been given *inappropriate medical treatment*, 4% selected *other*, 2% had been *kicked out of family/home*, had been victims of *physical assault*, or had been given an *inappropriate service referral*, and 1% had been subjected to *police harassment, sexual assault, false arrest, or illegal eviction*. The data regarding the types of discrimination, harassment, and/or abuse in SLO County due to sexual orientation and/or gender identity are presented in Figure 4.

Figure 4
Percent of LGBT Respondents Reporting Discrimination, Harassment, and/or Abuse in SLO County Due to Sexual Orientation and/or Gender Identity



Respondents were given the opportunity to describe other examples of types of discrimination, harassment, and/or abuse they had experienced in SLO County in the last five years. These are presented in Attachment 2, on page 49.

The final item in this section asked if respondents who had experienced the above types of discrimination, harassment, and/or abuse had reported the incident(s), and, if so, to whom. One-third of LGBT respondents (32%) had reported such an incident, and two-thirds (68%) had not. Reports were made to law enforcement (28%), agencies/organizations (20%),

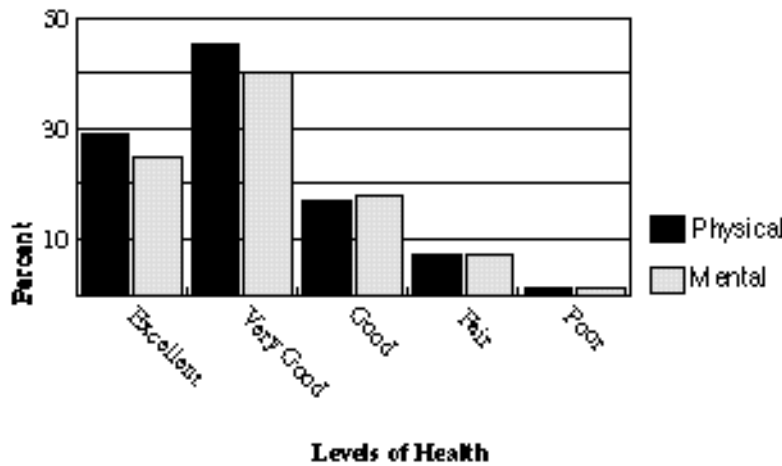
employers (18%), supervisors/managers/owners (11%), therapists/physicians (8%), and unions (5%). The most common reasons for not reporting discrimination, harassment, and/or abuse were *thinking it would make no difference, not wanting to draw more attention to oneself or make it worse, the incident wasn't considered serious, or it happens all the time.*

HEALTH AND WELLBEING

The overwhelming majority (91%) of all respondents reported their physical health to generally be good to excellent (see Figure 5). Slightly less than one-third (29%) reported excellent physical health, and somewhat less than half (45%) reported very good physical health. Good physical health was reported by one-sixth (17%), fair physical health by 7% and poor physical health by 1%.

The same percentage as above (92%) reported their mental health to be good to excellent (see Figure 5). About one-third (35%) reported excellent mental health, and somewhat more than that (40%) reported their mental health to be very good. Good mental health was reported by one-sixth (18%), fair by 7% and poor mental health by 1%.

**Figure 5
Percent of Respondents Reporting
Various Levels of Physical and Mental Health**



The vast majority (88%) of respondents reported having health insurance. The most common reason for not having health insurance was *can't afford* (67%). *Other* reasons were chosen by 16%, and *employer does not provide* by 14%. Four percent of LGBT respondents reported that their *sexual orientation* was the reason they did not have health insurance.

Most (83%) respondents indicated their regular health care was provided by a *doctor/physician*. Eight percent reported *no* regular health care, 4% utilize a *community clinic*, and 4% receive health care through an *other* source.

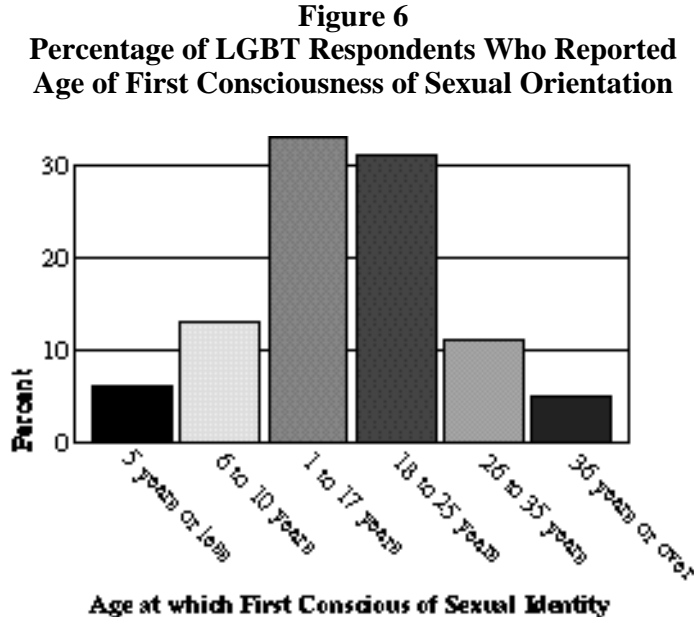
Over half (60%) of the respondents reported visiting a physician on average of *once a year*. Fourteen percent reported their average visit at *once a month*, 12% at *two to three times a year*, 11% at *two to five years ago*, and less than four percent at *five-plus years ago* or *never*.

One-sixth (17%) of all respondents indicated having a permanent physical or mental disability that substantially limits a major life activity. Eighty-three percent said no. Those who reported a disability were asked to list it, and the responses were varied, with no specific disability being listed by more than 10%. See Attachment 2, on page 55 for the disabilities listed by respondents.

Slightly over one-quarter (28%) of lesbians who responded reported a reluctance to seeking health care. The most common reasons for doing so were *fear of being embarrassed or judged* (45%), *discomfort with male physicians* (21%), and *fear of being outted* (20%). Other reasons accounted for 28% of the responses, and 3% chose *I am uncomfortable being asked about birth control*.

IDENTIFICATION WITH LGBT COMMUNITY

LGBT respondents were asked at what age they first became conscious of their sexual orientation (see Figure 6). One-third (33%) reported becoming so between 11 and 17 years of age, and another third (31%) reported their first awareness between 18 and 25 years of age. One-fifth (19%) reported consciousness of their LGBT identity at ten years or earlier, and somewhat less than one-sixth (16%) reported the age at 26 years or over.



Almost all LGBT respondents who answered the item (98.8%) reported being open about their sexual orientation and/or gender identity with their friends, and the vast majority reported such openness with family (83%) and health professionals (74%). Two-thirds

(67%) reported being out with fellow employees, and slightly over half (56%) reported being open with neighbors. One-quarter (26%) reported openness with religious organizations, and 4% were open with schools. Only one person (<1%) reported being open with no one.

When asked if they had family members who were lesbian, bisexual, gay, or transgender, 42% of the respondents said yes regarding extended family members. One-fifth (19%) reported an LGBT sibling, 8% reported an LGBT child, 5% reported another LGBT family member, 4% reported LGBT parents, 3% reported an LGBT spouse, 3% reported a former spouse, and one person (<1%) reported an LGBT grandparent.

LGBT respondents reported family members who were lesbian, bisexual, gay, or transgender at a lower rate. Slightly less than one-third (31%) reported an LGBT extended family member. Somewhat less than one-sixth (15%) reported an LGBT sibling, 5% reported an LGBT child, 3% reported another LGBT family member, 4% reported LGBT parents, 2% reported an LGBT spouse, 1% reported a former spouse, and one person (<1%) reported an LGBT grandparent.

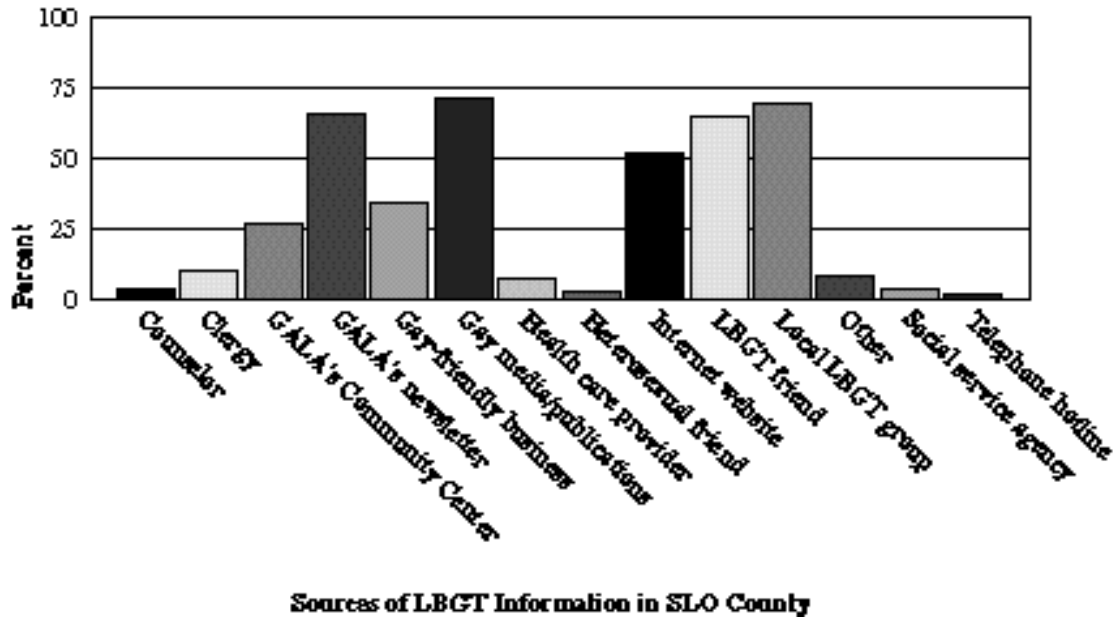
Respondents were asked where they go to get lesbian, gay, bisexual, and transgender information. More than half reported getting LGBT information from gay media/publications (58%), local LGBT groups (57%), GALA's monthly newsletter (55%), and an LGBT friend (54%). Forty-three percent reported their source as an Internet website, 28% reported an LGBT-friendly business, 23% reported GALA's Community Center, 9% reported a counselor, 6% reported another source, 6% reported a health care provider, 3% reported clergy, 3% reported a social service agency (e.g., AIDS Support Network), 2% reported a heterosexual friend, and 1% reported their source of LGBT information as a telephone hotline.

LGBT respondents differed somewhat on this item from all respondents, as they rated some sources higher, and in a slightly different order (see Figure 7 on the next page). Almost two-thirds of LGBT respondents reported getting LGBT information from gay media/publications (64%), local LGBT groups (60%), and GALA's monthly newsletter (63%). Approximately half reported information from an LGBT friend (55%) and an Internet website (47%). Slightly over one-third (31%) reported their source as an LGBT-friendly business, and 27% reported GALA's Community Center. Ten percent 10% reported a counselor, 6% reported a health care provider, 4% reported another source, 3% reported a social service agency (e.g., AIDS Support Network), 2% reported clergy, 1% reported a heterosexual friend, and 1% reported their source of LGBT information as a telephone hotline.

When asked about the importance of an LGBT Community Center in SLO County, over half (58%) of all respondents said it was *important* or *very important*. Ten percent were *neutral*, and 6% of all respondents said that an LGBT Community Center was *not very important* or *not at all important* to SLO County.

Significantly more of the LGBT respondents supported an LGBT Community Center. Eighty-eight percent of LGBT respondents felt that such a center is *important* or *very*

Figure 7
Percentage of LGBT Respondents Who Reported Obtaining
LGBT Information from Specific Sources



important. Eight percent were *neutral*, and only 4% of LGBT respondents said that an LGBT Community Center was *not very important* or *not at all important* to SLO County.

Three-quarters (74%) of the LGBT respondents reported they would use such a center during regular business hours, and 82% reported they would do so on evenings and weekends. Forty-two percent of the heterosexual respondents reported they would use an LGBT Community Center during regular business hours, and 26% reported they would do so on evenings and weekends.

COMMUNITY INVOLVEMENT

When asked if they vote in public elections, almost all respondents (96%) said yes. Only 4% said no.

The next to the last item in the survey asked about their contributions of time and money to local organizations. Respondents were allowed to list up to five organizations, indicating if they gave time, money, or both to each. More than one-third (37%) of all respondents said they contributed time, and More than half (56%) reported contributing money. The percentages of respondents who reported giving time and/or money to multiple local organizations is presented in Table 5, on the next page. (See Attachment 2, pp 63-68 for a list of local organizations benefiting from the community involvement of respondents.

Table 5
Contributions of Time and Money to Local Organizations

Number of Organizations (n=506)	Time Percent	Money Percent
One Organization	37%	56%
Two Organizations	19%	38%
Three Organizations	12%	28%
Four Organizations	8%	17%
Five Organizations	4%	9%

COMMENTS

The survey's final item allowed respondents to make additional comments. These comments ranged across the board, from expressions of gratitude that someone was interested, to statements of support and understanding, to tensions between lesbians, gays, bisexuals and transgender persons, to derogatory comments about ethnic minorities, to requests for the survey's results, to religious and moral exhortations against the LGBT community. So many comments were made, in fact, that a simple summary is not possible. Readers are invited to peruse the comments beginning on page 69 of Attachment 2.

CONCLUSION

This report outlines the results of the Community Individual Survey conducted by the Growing Together Fund. The information gathered by the survey will be used to prioritize the activities supported by Growing Together in confronting the issues and needs of the lesbian, gay, bisexual, and transgender communities in San Luis Obispo County. Those who wish to be a part of the Growing Together Fund, those who would like more information, or those who require the complete results of the Community Individual Survey are invited to visit the website at www.slocf.org, or contact:

Growing Together Fund
San Luis Obispo County Community Foundation
P.O. Box 1580
San Luis Obispo, CA 93406
805/543-2323

ATTACHMENTS

**ATTACHMENT 1
COMMUNITY INDIVIDUAL SURVEY**

**ATTACHMENT 2
DATA SUMMARY TABLES**

ATTACHMENT 1
COMMUNITY INDIVIDUAL SURVEY

Community Individual Survey

The San Luis Obispo County Community Foundation has established the *Growing Together Initiative* which is dedicated to addressing the needs of the SLO County Lesbian, Gay, Bisexual and Transgender community. This new Initiative will create a permanent endowment to ensure ongoing support for local LGBT organizations, and provide a significant source of funding for programs addressing LGBT issues.

Your answers to the following questions will guide the *Growing Together Initiative* advisory committee in determining its grantmaking priorities. It should take no more than 5-10 minutes to complete. **All survey responses are CONFIDENTIAL**, and no individual survey data will be released. If you have questions about this survey or the *Growing Together Initiative*, please contact Janice Fong Wolf at the SLO County Community Foundation 805/543-2323.

Please tell us about yourself:

1. How long have you lived in San Luis Obispo County? _____ years
2. What is your residential zip code? _____
3. What is your age? _____ years
4. What most closely describes your gender identity? (*Check only one*)
 - Female
 - Male
 - Transgender
 - Transsexual, female to male
 - Transsexual, male to female
 - Intersexed
 - Crossdresser
 - Other _____
5. How do you identify your current sexual orientation? (*Check only one*)
 - Gay
 - Questioning
 - Lesbian
 - Heterosexual
 - Bisexual
 - Other _____
6. Racial/ethnic identity? (*Check only one*)
 - African American/Black
 - European American/White
 - Multi-racial
 - Other (*Please specify*) _____
 - Asian American/Pacific Islander/South Asian
 - Latina/o, Chicano/a, Hispanic
 - Native American
7. Annual personal income from all sources? (*Check only one*)
 - Under \$14,999
 - \$15,000-\$29,999
 - \$30,000-\$44,999
 - \$45,000-\$59,999
 - \$60,000-\$74,999
 - \$75,000-\$99,999
 - Over \$100,000
 - Does not apply (e.g., living with parents)
8. How would you describe your household? (*Check only one*)
 - Single, living alone
 - Single, living with parents
 - Single-parent family
 - Single adults without children
 - Single adults with children
 - Other (*Please specify*): _____
 - Married adults without children
 - Married adults with children
 - Domestic partners without children
 - Domestic partners with children

9. Highest level of education/training completed? *(Check only one)*

- Middle School
- High School Diploma/GED
- Technical Training/Certificate
- Other *(Please specify)*: _____
- 2-year College Degree
- 4-year College Degree
- Graduate Degree

10. Do you have a spiritual tradition or religious affiliation? *(Check only one)*

- Yes *(Please specify)*: _____
- No

Please share your opinions/experiences:

11. In your opinion, how serious are the following **issues** or **service needs** facing the LGBT community in SLO County at the present time? *(Please circle the appropriate number for each item listed.)*

	Very Serious	Serious	Neutral	Not Very Serious	Not At All Serious
Anti-gay/lesbian Violence	5	4	3	2	1
Civil Rights/Advocacy	5	4	3	2	1
Employment/Job Discrimination	5	4	3	2	1
Housing Discrimination	5	4	3	2	1
Media Accuracy/Visibility	5	4	3	2	1
Addiction Services (alcohol, drug, sex, etc.)	5	4	3	2	1
Coalitions with Other Minority Communities	5	4	3	2	1
Community Education	5	4	3	2	1
Community Organizing	5	4	3	2	1
Domestic Violence Services	5	4	3	2	1
Legal Services	5	4	3	2	1
LGBT Supportive Health Care Services	5	4	3	2	1
LGBT Supportive Mental Health Services	5	4	3	2	1
LGBT Supportive Spiritual Outlets	5	4	3	2	1
Senior Services	5	4	3	2	1
Social/Recreational Activities and Services	5	4	3	2	1
Strengthening LGBT Organizations	5	4	3	2	1
Support Groups	5	4	3	2	1
Youth Services	5	4	3	2	1
Other (Please specify):	5	4	3	2	1

12. Have you ever experienced discrimination, harassment, and/or abuse in SLO County because of your sexual orientation or gender identity? *(Check all that apply)*

Yes, due to sexual orientation Briefly explain: _____

Yes, due to gender identity Briefly explain: _____

No

13. What types of discrimination, harassment, and/or abuse have you experienced in SLO County in the past five years? *(Check all that apply)*

- | | |
|--|---|
| <input type="checkbox"/> Does not apply | <input type="checkbox"/> Being made to feel uncomfortable/unwelcome |
| <input type="checkbox"/> Hate mail/phone calls | <input type="checkbox"/> Excluded from participation in an organization/event |
| <input type="checkbox"/> False arrest | <input type="checkbox"/> Illegal eviction |
| <input type="checkbox"/> Ignored/not served/left out | <input type="checkbox"/> Inappropriate service referral |
| <input type="checkbox"/> Inappropriate medical treatment | <input type="checkbox"/> Job loss/loss of promotion |
| <input type="checkbox"/> Job harassment/mistreatment | <input type="checkbox"/> Physical assault |
| <input type="checkbox"/> Kicked out of family/home | <input type="checkbox"/> Sexual assault |
| <input type="checkbox"/> Police harassment | <input type="checkbox"/> Vandalism/property damage |
| <input type="checkbox"/> Treated differently from others | |
| <input type="checkbox"/> Verbal abuse/threat | |
| <input type="checkbox"/> Other <i>(Please specify)</i> : _____ | |

14. If you did experience any of the above forms of discrimination, harassment, and/or abuse, did you report it?

Yes To whom? _____

No Why not? _____

Please tell us about your health and well-being:

15. Would you say that in general, your physical health (including physical illness and injury) is...

- Excellent Very Good Good Fair Poor

16. Would you say that in general, your mental health is...

- Excellent Very Good Good Fair Poor

17. Do you have health insurance?

Yes

No If not, why? *(Check only one)*

Employer does not provide

Can't afford

Refused due to sexual orientation

Refused due to gender identity

Other: *Please specify* _____

18. How would you describe your regular health care? *(Check only one)*

None

Community Clinic

Doctor/Physician

Emergency Room

Other: *(Please specify)*: _____

19. How often do you see a physician, on average? *(Check only one)*

- | | |
|--|---------------------------------------|
| <input type="checkbox"/> Never | <input type="checkbox"/> 5+ years ago |
| <input type="checkbox"/> Within 2-5 years ago | <input type="checkbox"/> Once a year |
| <input type="checkbox"/> Two or three times a year | <input type="checkbox"/> Once a month |

20. Do you have a permanent physical or mental disability that substantially limits a major life activity?

- Yes What? _____
- No

If you are a lesbian, please answer the next question:

21. Why would you **not** seek regular health care? *(Check all that apply)*

- I am not comfortable going to male doctors
- I am afraid that the health care provider will ask questions that would out me
- I am uncomfortable being asked about birth control
- I avoid medical care because I don't want to be embarrassed or judged
- None of the above
- Other: *(Please specify)*: _____

Please tell us about your identification with the LGBT community:

22. If you are a LGBT person, at what age were you first conscious of your LGBT identity?

- _____ years
- Does not apply

23. If you are a LGBT person, with whom are you open about your sexual orientation and gender identity? *(Check all that apply)*

- | | | |
|---|--|---|
| <input type="checkbox"/> Does not apply | <input type="checkbox"/> Family of origin | <input type="checkbox"/> Friends |
| <input type="checkbox"/> Neighbors | <input type="checkbox"/> Religious organizations | <input type="checkbox"/> Fellow employees |
| <input type="checkbox"/> Health Professionals | <input type="checkbox"/> Schools | <input type="checkbox"/> Nobody |

24. Do you have family members who are bisexual, gay, lesbian, or transgendered? *(Check all that apply)*

- | | | |
|--|--|-------------------------------------|
| <input type="checkbox"/> Child(ren) | <input type="checkbox"/> Parent(s) | <input type="checkbox"/> Sibling(s) |
| <input type="checkbox"/> Grandparent(s) | <input type="checkbox"/> Former Spouse(s) | <input type="checkbox"/> Spouse |
| <input type="checkbox"/> Extended family | <input type="checkbox"/> Other <i>(Please specify)</i> : _____ | |

25. Where do you go for lesbian, gay, bisexual, and transgender information? *(Check all that apply)*

- | | | |
|--|--|--|
| <input type="checkbox"/> Clergy | <input type="checkbox"/> Counselor | <input type="checkbox"/> Gay media/publications |
| <input type="checkbox"/> Health care provider | <input type="checkbox"/> Heterosexual friend | <input type="checkbox"/> LGBT friend |
| <input type="checkbox"/> Gay-friendly business(s) | <input type="checkbox"/> Telephone hotline | <input type="checkbox"/> GALA's Community Center |
| <input type="checkbox"/> Internet website | <input type="checkbox"/> GALA's bimonthly newsletter, <i>New & Reviews</i> | |
| <input type="checkbox"/> Local LGBT group, GALA, GLBU, PFLAG/GSA | | |
| <input type="checkbox"/> Social service agency <i>(Please specify)</i> : _____ | | |
| <input type="checkbox"/> Other <i>(Please specify)</i> : _____ | | |

26. How important is a LGBT community center to SLO County? *(Check only one)*

Very
Important

Important

Neutral

Not very
Important

Not At All
Important

27. Would you use a LGBT community center during regular business hours?

- Yes
- No

28. Would you use a LGBT community center during evenings and/or on weekends?

- Yes
- No

Two final questions:

29. Do you vote in public elections?

- Yes
- No

30. What are the local organizations that you contributed time or money to in the past year?

(List up to five SLO County organizations and check the appropriate responses.)

	<u>Contributed Time</u>		<u>Contributed Money</u>	
	<input type="checkbox"/> Yes	<input type="checkbox"/> No	<input type="checkbox"/> Yes	<input type="checkbox"/> No
_____	<input type="checkbox"/> Yes	<input type="checkbox"/> No	<input type="checkbox"/> Yes	<input type="checkbox"/> No
_____	<input type="checkbox"/> Yes	<input type="checkbox"/> No	<input type="checkbox"/> Yes	<input type="checkbox"/> No
_____	<input type="checkbox"/> Yes	<input type="checkbox"/> No	<input type="checkbox"/> Yes	<input type="checkbox"/> No
_____	<input type="checkbox"/> Yes	<input type="checkbox"/> No	<input type="checkbox"/> Yes	<input type="checkbox"/> No
_____	<input type="checkbox"/> Yes	<input type="checkbox"/> No	<input type="checkbox"/> Yes	<input type="checkbox"/> No

Additional Comments? *(Use the back of this sheet, if necessary.)*

Thank you for taking the time to fill out this survey.

Please return the completed survey by September 1, 2001 to the:

San Luis Obispo County Community Foundation PO Box 1580 San Luis Obispo, CA 93406

Look for a report of the survey's findings on the Foundation's website:
www.slocf.org

ATTACHMENT 2
DATA SUMMARY TABLES

DATA SUMMARY TABLES
FREQUENCY DATA FOR SURVEY ITEMS

N= 506

Please tell us about yourself:

Item #1

How long have you lived in San Luis Obispo County?

Response (n=504)	Number	Percent
Less than or equal to 1 year	55	10.9%
1.5 to 3 years	42	8.3%
4 to 8 years	91	18.1%
9 to 15 years	125	24.8%
16 to 25 years	104	20.6%
26 years or more	87	17.3%

Mean
14.6 years

Item #2

What is your residential zip code?

Response (n=502)	Number	Percent
93401/5 (San Luis Obispo)	156	31.1%
93402 (Los Osos)	69	13.8%
93420 (Arroyo Grande)	45	9.0%
93422 (Atascadero)	46	9.2%
93424 (Avila Beach)	1	< 1%
93426 (Bee Rock)	0	0%
93428 (Cambria)	16	3.2%
93430 (Cayucos)	4	< 1%
93431 (Cholame)	0	0%
93432 (Creston)	0	0%
93433 (Grover B.)	30	6.0%
93442 (Morro Bay)	33	6.6%
93444 (Nipomo)	17	3.4%
93445 (Oceano)	13	2.6%
93446 (Paso Robles)	23	4.6%
93449 (Pismo B.)	14	2.8%
93451 (San Miguel)	4	< 1%
93452 (San Simeon)	2	< 1%
93453 (Santa Margarita)	18	3.6%
93461 (Shandon)	1	< 1%
93465 (Templeton)	9	1.8%

Summary Table of SLO County Region

Response (n=502)	Number	Percent
North County	101	20.2%
Coastal Region	124	24.7%
San Luis Obispo	157	31.3%
South County	119	23.8%

Item #3

What is your age?

Response (n=502)	Number	Percent
Less than 18 years	6	1.2%
18 to 23 years	29	5.8%
24 to 30 years	31	6.2%
31 to 40 years	120	23.9%
41 to 50 years	147	29.3%
51 to 60 years	92	18.4%
60 years or more	76	15.2%

Mean
45.5 years

Item #4

What most closely describes your gender identity? (*Check only one*)

Response (n=506)	Number	Percent
Female	303	59.9%
Male	197	38.9%
Transgender	1	< 1% %
Transsexual (female to male)	1	< 1% %
Transsexual (male to female)	0	0%
Intersexed	0	0%
Crossdresser	2	< 1% %
Other	2	< 1% %

Other (specified):

Between male and female, not trans-anything; and Rock and Roll.

Item #5

How do you identify you current sexual orientation? (*Check only one*)

Response (n=503)	Number	Percent*
Gay	143	28.4%
Questioning	8	1.6%
Lesbian	188	37.4%
Heterosexual	130	25.8%
Bisexual	28	5.6%
Other	6	1.2%

Other (specified):

Bass Player; Celibate; Celibate Gay; Person; and Asexual.

Item #6

Racial/ethnic identity? (*Check only one*)

Response (n=503)	Number	Percent
African American/Black	8	1.6%
European American/White	437	86.9%
Multi-racial	18	3.6%
Asian American/Pacific Islander/South Asian	6	1.2%
Latina/o, Chicano/a, Hispanic	17	3.4%
Native American	9	1.8%
Other	8	1.6%

Other (specified):

Born Italian/German; Decline to State; Jewish (secular); Musician; Person; and Portuguese/White.

Item #7

Annual personal income from all sources? (*Check only one*)

Response (n=495)	Number	Percent
Under \$14,999	67	13.5%
\$15,000 to \$29,999	107	21.6%
\$30,000 to \$44,999	107	21.6%
\$45,000 to \$59,999	78	15.4%
\$60,000 to \$74,999	60	12.1%
\$75,000 to \$99,999	44	8.9%
Over \$100,000	27	5.5%
Does not apply (e.g., living with parents)	4	< 1%

Item #8

How would you describe your household? (*Check only one*)

Response (n=506)	Number	Percent
Single, living alone	140	27.8%
Single, living with parents	20	4.0%
Single-parent family	14	2.8%
Single adults without children	45	8.9%
Single adults with children	5	1.0%
Married adults without children	50	9.9%
Married adults with children	32	6.3%
Domestic partners without children	32	6.3%
Domestic partners with children	147	29.2%
Other	8	1.6%

Other (specified):

Two divorced sisters, one with grown children; Domestic partners with 6 grown children, all out of the house; Live with one sister; Loud and Heavy; Roommates (3x); Single adult with adult children who are “grown but not quite independent”; Single living with adult child; Single living with dogs and cats; and Unrelated adoptees/supported.

Item #9

Highest level of education/training completed? (*Check only one*)

Response (n=497)	Number	Percent
Middle school	3	< 1%
High school diploma/GED	68	13.7%
Technical training/Certificate	40	8.0%
2-year college degree	86	17.3%
4-year college degree	138	27.8%
Graduate degree	132	26.6%
Other	30	6.0%

Other (specified):

Some college, no degree (8x); Doctorate (3x); MSW; Street of Hard Knocks Degree; Teaching Credential; Trade School; Working on Masters; In college now; In school towards graduate degree; and One year for elementary credential.

Item #10

Do you have a religious/spiritual affiliation? (*Check only one*)

Response (n=490)	Number	Percent
Yes	283	57.8%
No	207	42.2%

If Yes, Specific Spiritual Affiliation

Response (n=480)	Number	Percent
Atheism	3	1.1%
Alcoholics Anonymous	3	1.1%
Born again/Pentecostal	3	1.1%
Buddhism	11	4.3%
Catholicism	45	17.6%
Christian, nondenominational	40	15.6%
Episcopal	12	4.7%
Friends	3	1.1%
Goddessism	8	3.1%
Jewish	14	5.5%
Lutheran	5	1.9%
Methodist	6	2.3%
Native American	4	1.6%
New Age	3	1.1%
Other	11	4.3%
Own Spirituality	13	5.1%
Pagan	9	3.5%
Presbyterian	3	1.1%
Protestant	4	1.6%
Religious Science	5	1.9%
Taoism	3	1.1%
Unitarian	38	14.8%

Please share your opinions/experiences:

Item #11

In your opinion, how serious are the following **issues** or **service needs** facing the LGBT community in SLO County at the present time? *(Please circle the appropriate number for each item listed.)*

Anti-gay/lesbian violence

Response (n=480)	Number	Percent
Not at all Serious (1)	20	4.2%
Not Very Serious (2)	70	14.6%
Neutral (3)	140	29.2%
Serious (4)	166	34.6%
Very Serious (5)	84	17.5%

Mean
3.47

Civil Rights/Advocacy

Response (n=479)	Number	Percent
Not at all Serious (1)	14	2.9%
Not Very Serious (2)	25	5.2%
Neutral (3)	94	19.6%
Serious (4)	198	41.3%
Very Serious (5)	145	30.9%

Mean
3.92

Employment/Job Discrimination

Response (n=475)	Number	Percent
Not at all Serious (1)	16	3.4%
Not Very Serious (2)	46	9.7%
Neutral (3)	150	31.6%
Serious (4)	171	36.0%
Very Serious (5)	92	19.4%

Mean
3.58

Housing Discrimination

Response (n=475)	Number	Percent
Not at all Serious (1)	18	3.8%
Not Very Serious (2)	46	9.7%
Neutral (3)	200	42.1%
Serious (4)	141	29.7%
Very Serious (5)	70	14.7%

Mean
3.42

Media Accuracy/Visibility

Response (n=476)	Number	Percent
Not at all Serious (1)	19	4.0%
Not Very Serious (2)	22	4.6%
Neutral (3)	120	25.2%
Serious (4)	196	41.2%
Very Serious (5)	119	25.0%

Mean
3.78

Addiction Services (alcohol, drugs, sex, etc.)

Response (n=467)	Number	Percent
Not at all Serious (1)	17	3.6%
Not Very Serious (2)	20	4.3%
Neutral (3)	187	40.0%
Serious (4)	155	33.2%
Very Serious (5)	88	18.8%

Mean
3.59

Coalitions with Other Minority Communities

Response (n=470)	Number	Percent
Not at all Serious (1)	19	4.0%
Not Very Serious (2)	36	7.7%
Neutral (3)	222	47.2%
Serious (4)	140	29.8%
Very Serious (5)	53	11.3%

Mean
3.37

Community Education

Response (n=474)	Number	Percent
Not at all Serious (1)	14	3.0%
Not Very Serious (2)	16	3.4%
Neutral (3)	92	19.4%
Serious (4)	204	43.0%
Very Serious (5)	148	31.2%

Mean
3.96

Community Organizing

Response (n=472)	Number	Percent
Not at all Serious (1)	17	3.6%
Not Very Serious (2)	20	4.2%
Neutral (3)	124	26.3%
Serious (4)	205	43.4%
Very Serious (5)	106	22.5%

Mean
3.77

Domestic Violence Services

Response (n=469)	Number	Percent
Not at all Serious (1)	16	3.4%
Not Very Serious (2)	30	6.4%
Neutral (3)	194	41.1%
Serious (4)	155	33.0%
Very Serious (5)	74	15.8%

Mean
3.51

Legal Services

Response (n=468)	Number	Percent
Not at all Serious (1)	19	4.1%
Not Very Serious (2)	21	4.5%
Neutral (3)	172	36.8%
Serious (4)	176	37.6%
Very Serious (5)	80	17.1%

Mean
3.59

LGBT Supportive Health Care Services

Response (n=467)	Number	Percent
Not at all Serious (1)	20	4.3%
Not Very Serious (2)	19	4.1%
Neutral (3)	140	30.0%
Serious (4)	173	37.0%
Very Serious (5)	115	24.6%

Mean
3.74

LGBT Supportive Mental Health Services

Response (n=470)	Number	Percent
Not at all Serious (1)	20	4.3%
Not Very Serious (2)	18	3.8%
Neutral (3)	127	27.0%
Serious (4)	181	38.5%
Very Serious (5)	124	26.4%

Mean
3.79

LGBT Supportive Spiritual Outlets

Response (n=469)	Number	Percent
Not at all Serious (1)	34	7.2%
Not Very Serious (2)	36	7.7%
Neutral (3)	171	36.5%
Serious (4)	133	28.4%
Very Serious (5)	95	20.3%

Mean
3.47

Senior Services

Response (n=468)	Number	Percent
Not at all Serious (1)	17	3.6%
Not Very Serious (2)	17	3.6%
Neutral (3)	193	41.2%
Serious (4)	152	32.5%
Very Serious (5)	89	19.0%

Mean
3.60

Social/Recreational Activities and Services

Response (n=472)	Number	Percent
Not at all Serious (1)	23	4.9%
Not Very Serious (2)	25	5.3%
Neutral (3)	135	28.6%
Serious (4)	184	39.0%
Very Serious (5)	105	22.2%

Mean
3.68

Strengthening LGBT Organizations

Response (n=473)	Number	Percent
Not at all Serious (1)	23	4.9%
Not Very Serious (2)	13	2.7%
Neutral (3)	108	22.8%
Serious (4)	212	44.8%
Very Serious (5)	117	24.7%

Mean
3.82

Support Groups

Response (n=473)	Number	Percent
Not at all Serious (1)	21	4.4%
Not Very Serious (2)	18	3.8%
Neutral (3)	136	28.8%
Serious (4)	205	43.3%
Very Serious (5)	92	19.5%

Mean
3.81

Youth Services

Response (n=471)	Number	Percent
Not at all Serious (1)	17	3.6%
Not Very Serious (2)	15	3.2%
Neutral (3)	83	17.6%
Serious (4)	172	36.5%
Very Serious (5)	184	39.1%

Mean
4.0

Other Needs and Services (specified) (n=21):

Addressing homelessness; Business support; Business support. I heard a manager closed a lesbian bar by always raising the rent until the bar owners couldn't afford to stay; Cohesion in the gay "community"; DV, Legal and mental health services in this community are there and advertised but our community does not seem to use them; Dissension among the local gay & lesbian community; Employee Benefits etc; Domestic partner recognition in the workplace; Gay and lesbian parents/families; HIV Prevention; Help the LGBT Kids stay safe; I do not know how serious the above issues or needs are facing the LGBT community but would assume the majority are serious; Information, sources to find needed services; Integration out from closed glbt community out to larger SLO community; More youth and high school; Needed involvement and LGBT Economy; Public events insensitive to the entire SLO community; Social justice by raising the level of awareness on an equal playing field with all other civil rights issues; Speed dating meetings; Stay in Closet; and We need a gay friendly bar or gay friendly establishment where gay people can meet without fear.)

Item #12

Have you ever experienced discrimination, harassment, and/or abuse in SLO County because of your sexual orientation or gender identity?
(Check all that apply)

Response (All n=487)	Number	Percent
Yes, due to sexual orientation	151	31.0%
Yes, due to gender identity	17	3.5%
No	319	65.5%

Response (LGBT n=360)	Number	Percent
Yes, due to sexual orientation	141	39.2%
Yes, due to gender identity	8	2.1%
No	211	58.6%

Experiences due to Sexual Orientation (specified, all respondents):

A guy flipped us off and cursed us when he saw our rainbow on our car; Although my employer began allowing me to add my domestic partner to my health insurance-the benefit to her is less than for a spouse. I also am required to declare her part of the health benefit as income and am taxed on it; Anti-gay comments; At a local winery I worked at I was treated unfairly by a few men--they knew about me and got me fired; At work, derogatory comments from co-workers-not directed at me necessarily; Avoided, passed over; BAPA leadership (9 years ago) and featured speaker did not recognize my bisexuality as valid; Been accused of sexual harassment in the work place due to being gay (by Cal Poly students); Blackmailed into paying for inferior service from a paint contractor. Threatened with unfounded and ridiculous lawsuit alleging sexual harassment; Bottles thrown at me while walking home from a movie at the Palm. Called dyke and faggot; Boys making obscene gestures or throwing rocks at my car on the freeway. I have a rainbow on the car; But I've never felt like the youth, college kids, of SLO are accepting; Called "fag" by patients; Called "faggot" and verbally abused in elementary, jr high and high school; Called "faggot" by neighbor; Called "gay"; Called names numerous times and verbally harassed (sometimes the harassers just assumed I was gay); Came out in church and some members left. Buying carpet-owner's wife realized we were gay and became cold/icy; Can't give blood since I answered yes on the question whether I've had sexual contact with another man since 1979; Co-worker excluded me from conversations, functions, etc; Co-worker threatened to out me; College dorms; Coming out at work due to a particular situation was not understood. Let's say, not taken well. Management felt they were being quite PC, but I didn't perceive it that way. In addition, the letters to the editor and comments on talk radio are disturbing when I am reminded of the mentality of the SLO County Community; David Weyrich; Derogatory remarks-name calling, truck vandalized, unfair treatment at work-hope to file a fair treatment hearing at

Experiences due to Sexual Orientation (specified, continued):
work because of co-workers insensitivity; Discrimination because of other areas; Discrimination in restaurants; Egged while leaving the Journeys Inn. Verbal abuse at place of employment; Employment (ultimately discharged) passed over for promotion after "coming out" ("fast-track" prior) law enforcement, harassment and entrapment; Employment surroundings at times were critical-not apparent that I'm lesbian but when found out encountered harassment; Female; Former boss discussed lesbians are "gross" to coworkers: social services wouldn't allow us to adopt, told us it was due to "living situation". CPS accused us of sexual impropriety after we reported a minor who is a lesbian as being verbally abused by her foster parents.; Girlfriend's mom was not accepting of our relationship; Got called a "fag" while walking home; Group of men at Lake Nacimiento verbally harassed us; Harassment and discrimination at school; Harassment by local teens at local gay bar in mid 70's. Since then no problems; Harassment on the job; Harassment(verbal), job discrimination; Harassed by boss because of being gay and being friends with another gay employee; Harassment at job; Hate letter attached to car; Name calling by anonymous passersby; Hate mail at work; Have been make to feel intimidated to be myself in certain work situations; Have on a number of times had "fag" of "queer" yelled at me by college students; High school sucked, 2 people in a truck threatened to kill me on Madonna Rd; High school years; Holding hands with partner @ Farmers Market white/middle-aged couple approach (holding hands) and man says "fucking dykes" and various drive by's "fucking dykes...etc... from young males in cars and I was harassed while working for a small business by a christian bible quoter.; Housing rental, ASH medical coverage issues; Housing, landlord awful!; I do not find it appropriate when Lesbian and Gay couples display physical affection in a public arena where traditional families are also gathered; I had a boss in SLO years back that knew I was gay. Eventually terminated me no for that, but I always suspected that it mattered; I had four women that I work with report me as a male s.p.; I have been "flipped off" and car chased for bumper stickers; I was a temporary employee and asked not to return at the end of my contract; I was fire from a position that I'd recently begun the day after "coming out" to co-workers; I was offended by the Gazette's stance on homosexuality and the ubiquitous posting of "Yes on 22" posters during the last election; I was recently discharged from my job because my employer found out I was gay; I'm a gentle, pacifist guy and some people assume I'm gay and direct subtle discrimination my way; I've been called names while walking in downtown SLO; Ignorance/verbal; Ignored in a store at the check out counter; In a work environment where supervisor and other subordinate were gay; In the workplace; Job discrimination; Job discrimination-not being hired as a woman capable of doing a "man's job"; Job loss, executive level; Job related; Jokes & Comments; Kept from advancing at a job and often have slurs yelled at me/partner; Kicked out of high school because of being a lesbian, housing; Lack of promotion-upward mobility with state of CA. job; Left out of straight family get togethers that would include my child. Left out of gay activities because of my child; Let go from excellent job when found out was gay; Also almost evicted from house if I hadn't fought for rights; Loss of job; Lost friends, poor restaurant service; Low income clinic for yearly exam. Had to say I was straight to receive exam; Male to female harassment while working in construction; Mostly verbal abuse/threat, treated badly-not served, see below; My domestic partner was fired from Brinks because she is lesbian; My female boss; My job pressured me to take a different position because I was a pregnant lesbian

Experiences due to Sexual Orientation (specified, continued):
which others might disapprove of my decisions; My partner experienced discrimination at work; Name Calling -Derogatory remarks-public restaurant -parking lot and in rest-room two different groups of persons; Name calling; Name calling & vandalism; Name calling, abusive crank calls; Name calling, harassment at work; Name calling-threats; Negative comments from strangers toward my partner and me; New life church used kids to distribute flyers re: the CA version of DOMA (Prop.?)--they put them on all the cars in the supermarket parking lot- I found them offensive and removed them- the kids looked at me like I was the devil incarnate - because this is my neighborhood, I was apprehensive re: payback/safety.; No but probably because I am somewhat "invisible"; Not allowed security access while working at Diablo Canyon during 80's; Not invited to social functions; Objecting to slurs against gays; On the job at ASH. Brought 2 men before labor relations. Creating a hostile work environment. Basically nothing came of it. One retired and I was moved to a more hostile work environment; One guy and his girlfriend wrote a letter to my landlord telling him I was a "bull-dyke lesbian", and used the term in several vicious conversations about me and my partner, whom he referred to as my "lesbian lover"; Pacific Telephone(now Pac Bell) discriminate against me and others. We won our class action suite; People calling fag driving by; People calling names, job discrimination, unfounded pressure from others; People thinking bad; Phone call; Poor service, name calling, employment discrimination; Problem with buying a house after owners learned of sexual orientation refused to accept offer- over asking price; Raped by an ex-male friend; Rude comments/alienation from peers- female girls from Cal Poly; SLO county health insurance makes partner coverage taxable; Some faculty in my college attacked walking home from gay bar 10 years ago; Spat upon while leaving gay bar that used to be here; Standing on the street kissing my lover. Being yelled at; Store clerk realized we were gay and turned on the ice; Subtle in trying to find employment in the clinical field which is mostly women; Supervisor told another employee that he hoped I'd do something to get fired. He didn't want a lesbian in the dept, but couldn't fire me for that; The rainbow stripe on my car arouses evil response from local yahoos; Thrown out of a boy scout troop. Fired by employer; Told I could have my job back if my girlfriend never came into work again; Two incidents on Cal Poly campus. Young man talking about wanting to "kill faggots". I confronted him. I went to the ombudsman when the guy wouldn't stop. Older religious man preaching hate on campus; Verbal Harassment; Verbal Harassment, car keyed, rape, discrimination in healthcare; Verbal abuse by a neighbor, since reconciled; Verbal harassment; Verbal harassment while holding hands with my partner; Verbal harassment; Verbal insults and threatening behavior in Grover Beach. Verbal assaults in SLO; Walking by a bar, 5 men said "What is this, San Francisco?"; Was at Klondike restaurant in A.G. and was asked to leave when my partner gave me a quick appropriate kiss; Was implied by my boss at county once before discharge. Also was unable to benefit as married couples do; Was walking in downtown SLO with a group of lesbians when a young white male spit on me-unprovoked; When my clients find out, they're less likely to return; White male, not a minority or gay or lesbian; Worked as a pool/spa cleaner--was interviewed on TV at the local gay bar--lost 2 accounts; Would hear gay jokes and slurs. I eventually reported it to the county, my employer, and it stopped; Yelled and screamed at by a car of men because of gay sticker on my car; Youth didn't understand or they had some hatred toward me and my partner; job-housing; jumped, verbal assault inside and outside of school and home; not much;

Experiences due to Sexual Orientation (specified, continued):

nothing major-discriminatory comments some restaurants have served us very slowly, phone threats, etc; on 3 different occasions I have had anti-gay verbal abuse directed at me in downtown SLO; subtle work discrimination; visually identified/harassed by central Calif. tourists while walking downtown in Pismo Beach; and Work related -situation got better on it's own. Also faced discrimination due to being female at work.

Experiences due to Gender Identity (specified, all respondents):

Am still working as a female second class citizen; Appearance-at college, army and various employers; Cal Poly early '60s animal husbandry dept; Called "sissy" etc for doing gymnastics; Disrespectful treatment because of longer hair; Feel unwelcome, different, uncomfortable; Harassed by male employer; I'm an elderly female and could fill volumes with explanations; Most departments at Cal Poly discriminate against "out" gays and lesbians. At least for staff positions; No but males are stereotyped negatively (aggressive, insensitive); Parental responsibility; Perceived association with LGBT discrimination particularly in north county but also in SLO; Sexual Harassment; Store clerk called me "sir" and turned her back on me; Supervisor demeaned women; Verbal harassment; and White male, not a minority or gay or lesbian.

Item #13

What types of discrimination, harassment, and/or abuse have you experienced in SLO County in the past five years? (*Check all that apply*)

Response (All Respondents n=453)	Number	Percent*
Does not apply	242	53.4%
Hate mail/phone calls	32	7.1%
False arrest	5	1.1%
Ignored/not served/left out	71	15.7%
Inappropriate medical treatment	23	5.1%
Job harassment/mistreatment	57	12.6%
Kicked out of family/home	7	1.5%
Police harassment	7	1.5%
Treated differently from others	93	20.5%
Verbal abuse/threat	88	19.4%
Being made to feel uncomfortable/unwelcome	130	28.7%
Excluded from participation in an organization/event	22	4.9%
Illegal eviction	5	1.1%
Inappropriate service referral	7	1.5%
Job loss/loss of promotion	36	7.9%
Physical assault	7	1.5%
Sexual assault	6	1.3%
Vandalism/property damage	31	6.8%
Other	21	4.6%

* Percentages exceed 100% because respondents made more than one response.

Response (LGBT Respondents n=335)	Number	Percent*
Does not apply	161	48.1%
Hate mail/phone calls	26	7.8%
False arrest	4	1.2%
Ignored/not served/left out	60	17.9%
Inappropriate medical treatment	18	5.4%
Job harassment/mistreatment	48	14.3%
Kicked out of family/home	7	2.1%
Police harassment	5	1.5%
Treated differently from others	80	23.9%
Verbal abuse/threat	75	22.4%
Being made to feel uncomfortable/unwelcome	107	31.9%
Excluded from participation in an organization/event	20	6.0%
Illegal eviction	4	1.2%
Inappropriate service referral	6	1.8%
Job loss/loss of promotion	28	8.4%
Physical assault	7	2.1%
Sexual assault	5	1.5%
Vandalism/property damage	26	7.8%
Other	14	4.2%

* Percentages exceed 100% because respondents made more than one response.

Other (specified, all respondents):

Asked to leave a restaurant; Defamation of character; Due to having a job and people like you wasting my tax dollars and constantly raising taxes due to stupid things like this, I can't afford to go or due anything; EDD said I did not qualify for welfare/assistance because I had worked for 9 years at a church (nonprofit). Had been fired; I have worked with several young men in the area who have; I'm am not generally "out" in the community; Inappropriate dental treatment; Insensitive comments at work-not directed at me but made me feel uncomfortable; Loss of promotion due to female gender; Negative TV exposure; Noise Hassling/Volume; Once felt that my lesbian doctor did not treat me well after I began dating men again; Sign supporting Prop. 22 stolen from yard; Subjected to homophobic rhetoric because they did not know I was gay; hearing gay jokes, slurs and loud hateful remarks-made me angry and afraid; situation has been corrected; lesbian encounter left me embarrassed for years; loss of housing-once they saw that I was black; political signs posted next door as we were buying a home; reluctance to participate in politics due to local rumor/hate mail; some feel that being strictly mon-

Other (specified continued):
ogamous in your marriage is strange-everyone feels discriminated against at times; and the "looks".

Item #14

If you did experience any of the above forms of discrimination, harassment, and/or abuse, did you report it? *(Check only one)*

Response (All n=210)	Number	Percent
Yes	64	30.3%
No	146	69.7%

Response (LGBT n=171)	Number	Percent
Yes	55	32.1%
No	116	67.9%

If yes, to whom?

AG Police; Attorney; Blood Bank; Co-workers; Dept. fair employment of housing - ECC; Paso Robles PD, SLO Sheriff; Dr. about lab service at French; Friends; Friends; Therapist; Have discussed with SLOPD's Capt. Topham; Human Resources Dept at job; Job discrimination AT&T EEO supervisor; Job harassment reported to immediate supervisor, but nothing done; Local police; Lost my job; Manager/Owner; Medical organization; Minor issue at time; Mozart Festival, SLO Symphony, PAC Foundations; My mommy; Not important; Not to proper persons; People who use words and not are aware of the impact; Phone company; State dept. of fair housing and employment, ACLU; Police; Police, Attorney; Police, EOC; Police, employer, supervisors of person; SLO PD; SLO PD; SLO Police; SLOPD; Some occasions to the personnel dept. , local P.D.'s; Some to school board; State of California-went to arbitration but couldn't prove; Supervisor; Supervisors; The young men did, but nothing was done; To Administrator; To supervisor; To the union- which has terminal lethargy; Union, fair labor, relations board; Union/Labor relations; We got a lawyer; also told police. Actually, the SLO City police have been supportive. The guy mentioned above has a criminal record. When we called police to report he was prowling around our house, then hiding in his car on the street out front, the cops; Work- Human Resources Alfred Hancock college-reported by survey of harassment; Wrote letter to employer; Attorney; Doctor; Friends, family, a few co-workers, counselor, and psychiatrist; My boss; Only to peers and colleagues; police- vandalism; Supervisor, her supervisor, ACLU; The SLO PD. About rape but didn't file; To the company hiring; and Work.

If no, why not?

"Kicked his ass"; Afraid of retribution and being singled out; Afraid of retribution; Because it seems that nobody cares if people who disagree with homosexuality get harassed; Because it was common and reporting it did nothing before; Can't report being treated differently and rude comments; Cannot be proved, my boss is aware but it is unprovable and subtle; Car keyed at GALA Center; Chose to ignore it and move on-not worth the hassle-anxiety; decided to befriend neighbors/ we're now "polite" and somewhat sociable.; Did not feel it was serious enough; Did not know where to report it; Did not or was not serious enough or no physical violence; Didn't feel it was appropriate. (Lots of married couples exclude single people in general in friendships. These people are "couple oriented" and usually heterosexual.; Didn't feel it was necessary; Didn't know who to report it to and felt like we had no "leg to stand on"; Didn't rise to an "actionable" level. I dealt with it!; Didn't think anything would be done; Didn't think it would make a difference; Didn't want to draw more attention; Didn't want to lose job; Didn't want to make it worse; Didn't want to make waves; Do not perceive community as aware, sensitive; Don't like the police or judicial system; Employer presented refusal to re-hire under another description; Fearful of losing job; Happens to all women; Have you met the local police?; History indicates no solutions; Housing: I'm not sure who to tell; I cancelled delivery of the Gazette to my home, explaining why; I dealt with it in person; I did not want the publicity nor my lover; I feel that some members of the community are determined to undermine traditional family values in favor of the LGBT agenda; I felt it was for me to handle; I live in Paso Robles and it would get in the paper. I didn't want my family hurt; It was inadvertent and indirect; It was minor; It was only a phone call; It wasn't worth going to the trouble; It would have been impossible to prove, but more importantly to whom would I report?; It would have gotten worse; It's nothing new; It's part of life. It sucks; Its considered normal what can you do?; Just got over it; Life is too short to inflate the uncomfortable beyond it's existing dimensions; Live on a ranch; My employer would have lied to get out of any charge; No evidence, fear of retribution; No law broken; No one to report to; No one would listen; No point, it would justify their comment. I wanted to take away their perceived power; No witnesses; Not enough support; Not really a "criminal offense"; Not sure who to report it to; Not that serious; Nothing could be done; Nothing has happened yet; Past 5 years have been better; Personal Choice; Police are worse; Pretty minor; Reported only one incident of hate mail, the rest is too often and uncomfortable; Sexual orientation I separate from my profession. However, racial profiling seem more apparent; Subtle, no proof; Surely, you jest; Take care of myself; Tauntings too numerous; The police don't care; Thought it was useless gesture; To Whom?; To who?; Too hard to prosecute; Too subtle for most folks to take seriously; Tried to fight off eviction for months--put off by officials. Police stick together and I was afraid to fight it; Vandalism by students not taken seriously in SLO when done to gays property; Verbal, usually by someone in a passing car; Very minor; Very minor, ignorant comments from youths; Very subtle discrimination; Want to stay anonymous; Was able to take care of it; We know who made the calls; What I experienced didn't seem serious enough to warrant reporting; What could have been done?; What good does it do?; What's the use, who cares?; Who can you report to?; Who cares about a white male with no money! Who would I tell; Why or to whom?; Why would the police get involved?; Why, nothing would (could) be done about it; Would have changed nothing; chose to forget it and move on-not worth the hassle-anxiety; decided to befriend neighbors/ we're

If no, why not? (continued):
now "polite" and somewhat sociable; didn't feel comfortable then-probably would confront her if it happened today; fear of losing job; fear of not being taken seriously; lack of community support and organization; no one cares; no reason to; not a legal issue; not quite serious enough; not serious enough; not too serious; some people are rude; to embarrassed to admit to anyone; too nebulous; unable to identify license plate, not seen; and Work in County Govt. Would have seemed as if I were harassing them. Remember sexual orientation is not supposed to be addressed in civil service jobs. My hands were tied.

Please tell us about your health and wellbeing:

Item #15

Would you say that in general your physical health (including physical illness and injury) is.....? *(Check only one)*

Response (n=502)	Number	Percent
Excellent	147	29.3%
Very Good	226	45.0%
Good	85	16.9%
Fair	37	7.4%
Poor	7	1.4%

Item #16

Would you say that in general your mental health is.....? *(Check only one)*

Response (n=501)	Number	Percent
Excellent	175	34.9%
Very Good	199	39.7%
Good	88	17.6%
Fair	34	6.8%
Poor	5	1.0%

Item #17

Do you have health insurance? (*Check only one*)

Response (n=501)	Number	Percent
Yes	440	87.8%
No	61	12.2%

If not, why? (*Check only one*)

Response n=57)	Number	Percent
Employer does not provide	8	14.0%
Refused due to sexual orientation	2	3.5%
Can't afford	38	66.7%
Refused due to gender identity	0	0%
Other	9	15.8%

Other (specified):

I am currently unemployed; In fact I am one of the lucky few with insurance because my partner works at a progressive local company w/ domestic partner benefits; Left job, don't want to pay for it; Medical; Medical Medi-Cal; Medicare, Medical, C.A.; Partially employed- no insurance provided refused coverage by Blue Cross on individual insurance due to health concern combined with weight; Temp. employment; Unemployed, can't afford; Veteran; medical; and self-employed.

Item #18

How would you describe your regular health care? (*Check only one*)

Response (n=500)	Number	Percent
None	40	8.0%
Doctor/physician	413	82.6%
Community Clinic	22	4.4%
Emergency Room	4	< 1%
Other	21	4.2%

Other (specified):

Acupuncture; Band Practice; Between doctors right now; Cal Poly Health Center; Chiropractor; Doc in the box (mission medical P.B.); Good; HMO; Med-Stop more often than not; New employee, haven't needed to try it yet; Nurse Practitioner; Nurse practitioner; Physician Assistant; Unpaid emergency/community clinic; VA; Vitamins, herbs, alternative practitioners; acupuncture, herbalist; as needed; homeopathy; and ppd.

Item #19

How often do you see a physician, on average? (*Check only one*)

Response (n=493)	Number	Percent
Never	9	1.8%
Five + years ago	9	1.8%
Within 2 to 5 years ago	55	11.2%
Once a year	296	60.0%
Two or three times a year	57	11.6%
Once a month	67	13.6%

Item #20

Do you have a permanent physical or mental disability that substantially limits a major life activity?

Response (n=489)	Number	Percent
Yes	81	16.6%
No	408	83.4%

If yes, what is it?

AIDS; Acute Panic disorder; Allergies; Arthritis; Asthma; Back Pain; Back injury; Back/Depression and anxiety; Bad back/knees/hips; Bi-Polar Disorder; Bi-Polar disorder; Bi-polar disorder; Bipolar, ADD; Chronic Fatigue Syndrome; Chronic Pain; Degenerative Disc Disease; Depression; Diabetes; Diabetes and old back and hip injuries (both were broken) I can non longer lift more than 25 lbs., not supposed to vacuum and other activities are restricted.; GVHC; HIV; HIV-AIDS; Hearing loss in both ears; Heart pacemaker, and obesity; Heart, lungs, back-SSI; Heavy Metal of the Brain; I'm pretty ancient but I get around quite well.; Injury to leg; Learning Disorder; Legally Blind; M.S.; Mental illness plus I am currently being treated for hepatitis C.; Multiple sclerosis; Neck and hands; Neck/shoulder injury; Nerve damage; Obstructive sleep apnea, brain impairment. No longer able to work.; Parkinson's Disease; Physical fatigue-Sjogren's Syndrome; Reflex sympathetic systrophy - from work injury.; Right shoulder, lower back.; Ruptured disks; Schizophrenia; Schizophrenia/high blood pressure; Seizure disorder; Severe Osteoporosis; Severe arthritis-back, neck, shoulders, knees, hip; Severe depression; Severe depression, anxiety; Sleep apnea; Slight Cerebral Palsy; Spinal Injury; Work related; arthritis & osteoporosis; biochemical disorder; brain injury; clinical depression; depression; and pinched nerve

If you are a lesbian, please answer the following question:

Item #21

Why would you not seek regular health care? (*Check all that apply*)

Response (n=159)	Number	Percent*
I am not comfortable going to male doctors	34	21.4%
I am afraid that the health care provider will ask questions that would out me	32	20.1%
I am uncomfortable being asked about birth control	5	3.1%
I avoid medical care because I don't want to be embarrassed or judged	71	44.7%
None of the above	23	14.5%
Other	21	13.2%

* Percentages exceed 100% because respondents made more than one response.

Other (specified):

Afraid health concerns would be trivialized by the doctor; Because they check you over and charge money and make you feel like an assembly line item; Being asked questions with staff other than doctor in the room; Can't afford; Cost; I am not comfortable going to male gynecologists; I have a \$3000 deductible so I pay for visits (180/visit) to be told I'm okay and get my blood pressure taken; Lack of qualified LGBT sensitive doctors; Rarely sick; They are weight biased; Uncomfortable being honest about sexuality until recently; Used to feel judged; Depends on doctor. Some are uncomfortable and I worry that I wouldn't get the best care; We have no problem with medical attention we are both out to our physicians; and Afraid of pap smear, don't want to go to Medi-Cal doctors.)

Please tell us about your identification with the LGBT Community:

Item #22

If you are an LGBT person, at what age were you first conscious of your LGBT identity?

Response (n=341)	Number	Percent
Five years old or less	21	6.2%
Six to ten years old	45	13.3%
Eleven to 17 years old	113	33.4%
18 to 25 years old	106	31.3%
26 to 35 years old	36	10.7%
36 years old and over	17	5.0%

Item #23

If you are an LGBT person, with whom are you open about your sexual orientation and gender identity? *(Check all that apply)*

Response (n=346)	Number	Percent*
Neighbors	194	56.1%
Health professionals	257	74.2%
Family of origin	287	82.9%
Religious organizations	91	26.3%
Schools	83	4.0%
Friends	342	98.8%
Fellow employees	232	67.0%
Nobody	1	< 1%

* Percentages exceed 100% because respondents made more than one response.

Item #24

Do you have family members who are bisexual, gay, lesbian, or transgender? *(Check all that apply)*

Response (All n=240)	Number	Percent*
Child(ren)	27	7.8%
Grandparent(s)	1	< 1%
Extended family	146	42.2%
Parent(s)	15	4.3%
Former spouse	7	2.0%
Sibling(s)	64	18.5%
Spouse	10	2.9%
Other	18	5.2%

* Percentages exceed 100% because respondents made more than one response.

Other (specified):

2 cousins; 2 sisters (3 of 7 are gay); Best Friends; Close friends; Cousin; Cousin Chris; Cousin's child; Cousin's daughter; Cousins; D. Partner; Died with AIDS; Domestic Partner; Friends as close as family; Great aunt/cousin; I think my brother committed suicide because he was gay-no proof.; Nephew who died of AIDS; aunt; aunt, uncle, cousin; cousin; deceased aunt; domestic partner; first cousin(male); former partners; friend; friends-like family; grandma's cousin; niece; nieces; nephew; nephew, cousin; step brother; uncle; uncle and 2 great uncles (paternal); and uncle and second cousin.

Response (LGBT n=158)	Number	Percent*
Child(ren)	9	2.5%
Grandparent(s)	1	< 1%
Extended family	112	31.0%
Parent(s)	13	3.6%
Former spouse	5	1.4%
Sibling(s)	55	15.2%
Spouse	7	1.9%
Other	11	3.0%

* Percentages exceed 100% because respondents made more than one response.

Item #25

Where do you go for lesbian, gay, bisexual, and transgender information?
(Check all that apply)

Response (All Respondents n=417)	Number	Percent*
Clergy	12	2.9%
Health care provider	24	5.8%
Gay-friendly business(s)	117	28.1%
Internet website	180	43.2%
Local LGBT group	238	57.1%
Social service agency (ASN (3x); Aids support network; Clubs SF to LA; EOC Health Services; Pacific Pride; and SLO County Social Services.)	12	2.9%
Counselor	36	8.6%
Heterosexual friend	10	2.4%
Telephone hotline	6	1.4%
GALA's monthly newsletter	229	54.9%
Gay media/publications	245	58.8%
LGBT friend	226	54.2%
GALA's Community Center	94	22.5%
Other	26	6.2%

* Percentages exceed 100% because respondents made more than one response.

Other (specified):

Cal Poly library; GALA's Community Center; Church has task force studying LGBT issues; Daughter; Domestic partner; GLSEN, NGLTF; Gay Publications for my profession; I'm 42, if I don't know the answers by now I probably never will.; Integrity/ASN-Aids Support Network; Library; Linnaea's coffee shop; My son; NGLTF, HRC; New Times; News Articles; Psychiatrist; San Francisco; Still looking in SLO; Tribune and New Times; Unitarian Universalist Welcoming Committee; W.O.M.; books, media, newspaper, and family; e-mail from Richard Kinz and GLB NEWS; library/bookstores; mothertongue; read a lot; and sister.

Response (LGBT Respondents 343)	Number	Percent*
Clergy	6	1.7%
Health care provider	22	6.4%
Gay-friendly business(s)	106	30.9%
Internet website	161	46.9%
Local LGBT group	206	60.1%
Social service agency (<i>ASN (3x); Aids support network; Clubs SF to LA; EOC Health Services; Pacific Pride; and SLO County Social Services.</i>)	11	3.2%
Counselor	33	9.6%
Heterosexual friend	5	1.5%
Telephone hotline	3	0.9%
GALA's monthly newsletter	217	63.3%
Gay media/publications	221	64.4%
LGBT friend	189	55.1%
GALA's Community Center	94	27.4%
Other	14	4.1%

* Percentages exceed 100% because respondents made more than one response.

Item #26

How important is an LGBT Community Center to SLO County? (*Check only one*)

Response (All n=485)	Number	Percent
Not at all Important (1)	19	3.9%
Not Very Important (2)	10	2.1%
Neutral (3)	46	9.5%
Important (4)	129	15.5%
Very Important (5)	281	42.1%

Mean
4.33

Response (LGBT n=365)	Number	Percent
Not at all Important (1)	6	1.6%
Not Very Important (2)	7	1.9%
Neutral (3)	29	7.9%
Important (4)	99	27.1%
Very Important (5)	224	61.4%

Mean
4.45

Item #27

Would you use an LGBT Community Center during regular business hours?

Response (All n=388)	Number	Percent
Yes	253	65.2%
No	135	34.8%

Response (LGBT n=297)	Number	Percent
Yes	220	74.1%
No	77	25.9%

Response (Hetero n=130)	Number	Percent
Yes	55	42.3%
No	75	57.7%

Item #28

Would you use an LGBT Community Center during regular evenings and/or weekends?

Response (All n=436)	Number	Percent
Yes	314	72.0%
No	122	28.0%

Response (LGNT n=340)	Number	Percent
Yes	280	82.4%
No	60	17.6%

Response (Hetero n=130)	Number	Percent
Yes	34	26.2%
No	96	73.8%

Two final questions:**Item #29**

Do you vote in public elections?

Response (n=498)	Number	Percent
Yes	478	96.0%
No	20	4.0%

Item #30*

What are the local organizations that you contributed time or money to in the past year? (List up to five SLO County organizations and check the appropriate responses)

Agency #1

Contributed Time

Response (n=506)	Number	Percent
Yes	185	36.6%
No	321	63.4%

Agency #1

Contributed Money

Response (n=506)	Number	Percent
Yes	282	55.7%
No	224	44.3%

Agencies listed under Agency #1:

5-k run annually; A local community band; ACLU; AIDS Foundation; AIDS Project LA.; AIDS Support Network(22x); AIDS Walk; APLA; ARF; Achievement House;

* On this item only, each missing value was counted as a no response.

Agencies listed under Agency #1 (continued):

Achievement House; Alcoholics Anonymous; American Cancer Society (3x); Asthma Foundation; Backcountry Horsemen; Battered women's shelter; Big Brother Big Sister (3x); Big Brothers Big Sisters (2x); Blood Bank; Boy Scouts; Breast Cancer; CASA; CCGALA; CSEA Union; Cal Poly (2x); California AIDS Ride (3x); Camp Ocean Pines (2x); Camp fire boys and girls; Cancer Society; Cancer transportation for patients; Catholic Church; Center Point Theatre; Central Coast GALA; Church (4x); Democratic Club; Democratic Party; ECOSLO; EDC; EOC (2x); EOC Homeless Shelter; Emergency causes; Episcopal Church; Family Services Center; Friends of Performing Arts Center; Friends of the Library; GALA (111x); GALA-Pride; GALA/BAPA; GLAD; GLBU (5x); GLSEN; Gay AA; Gov. Davis Comm.; Green Party (3x); Greenspace-Cambria Land trust; Gun rights; HART; HRC; Habitat for Humanity; Homeless Shelter (3x); Hospice (8x); Hotline (3x); Humane Society (3x); KCBX (5x); LAMBDA (2x); LGBT; Land Conservancy (2x); Loaves and Fishes; Local Schools; Los Osos CSD; M.S. Society; Morris Dees; Mothertongue (2x); Mozart Festival; NOW (2x); Nat'l Estuary; Nat'l MS Society; No. Co. Women's Shelter; No. Co. Animal Shelter; North County Humane Society; Ombudsman; PFLAG; PLAG; Pacific Pride; Pacific Pride Foundation; Pacific Repertory Opera; Pacific Wildlife Care (2x); Performing Arts Center (3x); Filipino organization of SLO; Planned Parenthood; Police Activities League; Pride Festival; Pride in the park; Public Library; Public Schools (2x); Red Cross; Republican Party; Rotary; SARP; SLO Botanical Gardens; SLO City Historical Society; SLO County HIV Consortium; SLO Leadership; SLO Little Theater; SLO Peasant Guild; SLO Quilters; SLO Reading Assn; SLO Symphony; SLO Women's Shelter (4x); SLO Youth Softball Team; SLOCCF; SOAR (2x); SPCA; SWAT; Salvation Army (2x); San Luis Sports Assoc.; Self-realization fellowship; Sexual assault Rec. and Prev. Ctr.; Sierra Club (2x); So. Co. Performing Arts Center; Special Olympics (2x); Surfrider Foundation; Temple Ner Shalom; UU Fellowship; Unitarian Universalist Fellowship; Unitarian Universalist of SLO (2x); Unitarian Universalist Fellowship (2x); United Way (5x); Unity Church; Unity Church of SLO (3x); VIVA; VP of my local union; Women for Wine Sense; Women's Resource Center; Woods Humane Society (4x); and Working Assets.

Agency #2

Contributed Time

Response (n=506)	Number	Percent
Yes	98	19.4%
No	408	80.6%

Agency #2

Contributed Money

Response (n=506)	Number	Percent
Yes	193	38.1%
No	313	61.9%

Agencies listed under Agency #2:

ACLU (2x); AIDS; AIDS Riders; AIDS Support Network (14x); AIDS WALK; AMFAR;; Achievement House (2x); Am Cancer Society; American Heart Assn; Animal Shelter; Anonymous Neighbors (2x); Arthritis Foundation; BAPA (4x); Baptist Church; Beach Cleanups; Big Brothers Big Sisters; Blood Bank; CA State-Advocate-Patients; CASA; CC Shakespeare Festival; Ca Native Plant Society; Cabrillo Orchid Soc; Cal Poly; Cal Poly Alumni Org.; Cal Poly Disabled Students; Cal Poly Performing Arts (2x); Calif. Democratic Party; Campfire; Cancer Soc.; Cancer Support; Centerpoint Theatre; Child Reach; City of SLO HRL; Coastal Alliance (Morro Bay) fighting DUKE; Coastal Alliance on Plant Expansion; Community Cert.; Community Theatre; Congregation Beth David; County Animal Services; Cuesta Squares; Cystic Fibrosis; Democratic Party (4x); ECO-SLO; ECOSLO (2x); EOC Health Services (2x); Enhancement; FOCA; Family Services Center; Fishing License; Food Coalition; Friends of the Estuary; Friends of the Library; GALA (16x); GLBT Student Grp.; GLBU; Gay Pride Festival; Girl Scouts; Goodwill (2x); Green Party (2x); Greenspace (2x); HART; HRC (2x); Hospice (3x); Humane Societies; Humane Society; Integrity; K-Life; KCBX (3x); Kinanis; LAMBDA (2x); LGBT Center; LOG CABIN REPUBLICANS (2x); Land Conservancy; Loaves & Fishes; Local Psych Ass.; Local School; Local fire dept.; Lois Capps (3x); Long Term Care Ombudsman; MB Library (2x); MEGA; Meals on Wheels; Morro Bay Rec. & Pks; Muscular Dystrophy; NOW (3x); Nature Conservancy; Nipomo Rotary; North County Humane Society; OLOC; One thing that bothers me is that the pres; PAC Foundation; PFLAG (18x); Pacific Pride (2x); Pacific Repertory Opera; Performing Arts Center; Planned Parenthood; Prado Day Center; Preserve the village; Rainbow Families; Rotary Club; SB-SM Gay Center1; SLO Chamber; SLO Dems; SLO Folks (2x); SLO Literacy; SLO Little Theatre; SLO-ASN; Salvation Army (5x); San Luis Obispo little theatre1; Sarah House; Second Chance of Love; Sierra Club (6x); SLO County Foundation; So. Co. Performing Arts Center; SoCo Predatory Bird; South Bay Public Library;

Agencies listed under Agency #2 (continued):

Special Olympics; Teen Challenge; TransCentralCoast; UCLA; Unitarian Universalist; Unitarian Universalist Association (3x); Unitarian Universalist Fellowship (2x); United Way (3x); Unity Church; Women Helping Educate Women; Women's Community Center; Women's Shelter (6x); Wood's Humane Society (7x); World Wildlife Fed.; and YMCA.

Agency #3

Contributed Time

Response (n=506)	Number	Percent
Yes	58	11.5%
No	448	88.5%

Agency #3

Contributed Money

Response (n=506)	Number	Percent
Yes	145	28.7%
No	361	71.3%

Agencies listed under Agency #3:

ACLU (4x); ACS; AIDS RIDE; AIDS Support Network (8x); ASA; Achievement House (2x); Alcoholics Anonymous; Am Veterans; Am. Cancer Soc. (3x); American Land Conservatory; American Heart Assn; Annual Women's Campout; Audubon Society; Big Brothers, Big Sisters; Bird Conservation organizations; Botanical Garden; Breast Cancer Walk; Breast Cancer awareness (2x); Breast Cancer-Free Mammograms RACS; CLOUT-Credit Card- gay organizations; Cal Poly; Cal Poly Arts; Cambria Library Fund; Central Coast Memorial Society; Children's Museum; Church; Cuesta College; Cuesta Master Chorale; DeGroot Home; Democratic Party (3x); Earthday Alliance; Enhancement; Environmental; Environmental Defense; Environmental Defense Center (2x); FINCA (Helps women in business); Friends of Nipomo Library; Friends of SLO Botanic Garden; GALA (8x); GLBU at Cal Poly; GLO; Golden Gate Raptor; Goodwill (2x); Green Party; HART; Heart Assn; Homeless Animal Rescue Team; Homeless Shelter; Hope Dance; Hospice (6x); Hotline (2x); Human Rights; Humane Society; Hunting License; IOOF; Individuals in community; KCBX (8x); LGBT; LLDEF; Land Conservancy (2x); Liberty Tattoo Removal; Library (2x); Library Fund; Local Schools; Local Youth Groups; MB Rotary; MS Society; March of Dimes; Marti Gras; Mentor Alliance (2x); Mozart Festival (2x); Multiple Sclerosis Association; NAT'L Center for Lesbian Rights; NOW (2x); Nature Conservancy; No Co Women's Shelter; North County Humane

Agencies listed under Agency #3 (continued):

Society; PAWS; PCPA; PFAW; PFLAG (3x); PR Vintners and Growers; Pacific Pride Foundation/ AIDS Project Central Coast; People's Kitchen; Planned Parenthood (3x); Prado Day Center; Public Schools; Rails to Trails; Red Cross; River and stream; Rotary Club; SLO Little Theater; SLO Performing Arts Foundation; SLO Rideshare Bike Rodeo; SLO Shakespeare Festival; SLO Symphony; SWAP; Salvation Army; School Functions; Schools; Senior Center; Society for Children's Book Writers & Illustrators; St. Luke's Episcopal Church; Temple; The Green Party; United Way (3x); Veterans; Vets of Foreign Wars; Vocal Arts Ensemble; White Heron Sangha (Buddhist); Women's Resource Center; Women's Shelter (8x); Woods Animal Shelter (2x); and YMCA.

Agency #4

Contributed Time

Response (n=506)	Number	Percent
Yes	39	7.7%
No	467	92.3%

Agency #4

Contributed Money

Response (n=506)	Number	Percent
Yes	85	16.8%
No	421	83.2%

Agencies listed under Agency #4:

ACIC; ACLU; AIDS Ride (2x); ASN (4x); Achievement House; Aids Walk; American Heart Assoc.; American Cancer Society (2x); Amnesty International; Atheists United; Battered Women's Shelter (2x); Beth David; Breast Cancer Survivors Benefit; CCCAMFT; CRTA Scholarship; Cal Poly Arts; Call to Action(Catholics non-p; Children's Hope Foundation; ECO-SLO; ECOSLO; Family Services Center; Food Bank Coalition SLO Co.; Friends; Friends of the Estuary; G'L Resource Center; GALA (3x); GLAAD; Gay/Lesbian newsletter; Goodwill; HRC; HeadStart Programs; Hospice (2x); Hotline; Human Rights Campaign; Interfaith Homeless Coalition; KCBX; KCET (2x); Land Conservancy; Leadership SLO; Leukemia Foundation; Loaves and Fishes (2x); Lung Assoc.; M.S. Support; Methodist Church rebuilding fu; Moms Club; Mozart Festival; NRA; National LGBT; Nature Conservancy; Nature Conservancy; North County SWAP; PAC; PFLAG (3x); POUNCE; Performing Arts Center; Planned Parenthood (3x); Pound Pirates (Dave Congalton); Prado Day Center; Pride/GALA; Quilt Project; Red Cross; SLO Art Center; SLO Bike Club; SLO Blues Baseball team; SLO Children's Museum; SLO Little Theatre; SLO Natural Resources Dept.; SLO Triathlon; SLONET

Agencies listed under Agency #4 (continued):

Community Internet; SOAR; SPCA; SPLC; Santa Maria Rescue Mission; School (2x); Sierra Club (2x); Special Olympics; St. Luke's Church; Sustainable Builders Council; United Way (AIDS Support); WOODS Humane; Women's Service Clubs; Women's Network; and Wood's Humane Society.

Agency #5

Contributed Time

Response (n=506)	Number	Percent
Yes	21	4.2%
No	485	95.8%

Agency #5

Contributed Money

Response (n=506)	Number	Percent
Yes	45	8.9%
No	461	91.1%

Agencies listed under Agency #5:

AIDS Support Network (2x); AVON Breast care walk; Affordable Housing Coalition; American Cancer Society; American Heart Association; Animal protection groups; Central Coast Diversity Coalition; Church; Crimestoppers; DeGroot Home care; DeGroot Home; EOC Homeless Shelter1; GALA (2x); Green Party; HART; HRC; Habitat for Humanity; Historical Society; House for handicapped; Local Arts Groups; Local Sierra Club; Make A Wish Foundation; Meals on Wheels; N. County humane society; NGLTF; NOW (2x); Nat'l Gay and Lesbian Task Force; P-FLAG; PETA; PFLAG (2x); Pacific Pride (2x); People's Kitchen/Prado Day Center; Planned Parenthood (2x); Relay for Life; SLO Blues Festival; SLO Botanical Garden; SOAR; Special Olympics; United Methodist Church; United Way; White Heron Sangha; Women's/Homeless Shelter; and Woods Humane Society (2x).

Additional Comments from Respondents

I've raised a bi-racial African American daughter in SLO County. Fortunately, she and I have experienced very little verbal discrimination and have never had any overt or physical threats. I hope my gay and lesbian neighbors are treated as positively as my daughter and I.

Thanks for being there and thanks for doing this survey

If there was a community center, I would be much more active. I feel its important mainly for young persons to have a place to go if no support is given in their personal lives.

Also support NGLTF, GLSEN, Habitat for Humanity. Thanks for doing the good work.

Despite many people's best efforts, GALA is a lesbian dominated and oriented organization. It does not serve the gay male community. Men do not feel welcome at GALA. Many of the women in charge are openly hostile to males.

Good to see a group other than Mexicans and other illegals getting attention.

Forty percent of the population don't have computers. Can't you make this info available to us?

When I was younger, I found myself more politically involved in the gay community. Now that I am older I'm more socially involved. I'm happy just to get together with friends for a walk, dinner, or a movie. I would say 50% of my friends are gay and 50% are straight. I think a lot of this is because I have more interest now, and sex isn't a major one anymore. Its on the back burner, so to speak. In a lot of ways I like it better this way and my life is more comfortable and peaceful. Thank you for doing this survey. Good luck.

In general, interactions with other SLO County residents when sexuality or domestic partner issues enter in have been positive. Doctors and health care workers have been exemplary. With neighbors and professional associates, sexual preference seems to be a non-issue. However, there often is a strong heterosexual assumption in nearly every social situation that can feel diminishing and sometimes quite uncomfortable.

Letters to the editor in local papers concerning GLBT issues are very important. Calls to talk shows like Congalton also. Supporting Jim Dee and The Palm very important. Be as open to neighbors and community as possible. Most of the business people we deal with are aware of us being gay and there has never been a problem.

FYI people of all orientations are welcome at Unity of S.L.O. I have lesbian and gay friends. Their quality of life matters to me. I want them to be happy.

Excellent survey, keep up the good work.

I was more interested in LGBT community and support when I was just coming out and figuring out my feelings. Once I was relatively clear about being attracted to females and made connections with others my need for LGBT diminished.

There were a few places where "non" or "does not apply" should have been listed. Also, note typo on question 19. "Do not know" or "unsure" would have been good choices on question 11. Question #8 it was unclear if domestic partnership was meant for both heterosexual partnerships and homosexual or same sex partners or just the latter.

Visibility and positive role models are seriously needed, as well as fun, well organized events for the entire LGBT community.

Additional Comments from Respondents (continued):

I think it's very important to include and welcome support from the straight community-gays & lesbians are our friends, teachers, co-workers, etc. and I think educating the public, especially youth, is needed very badly.

My family will never support gays. It's not right or legal. (Read the Bible)

Please keep our community safe and not confused over sex gender back to the basics-mother-female father-male not female. Bring back "prayer" bible.

So they are gay!! Get over it, I'm straight and no one cares, I'm used to it. Quit your bitching! Why don't you spend the money on children's activities, so they get off the streets, and also cut down crime, on second thought why not buy them all a ticket to Florida, then we wouldn't have to keep any future programs going. This would save untold amounts of money.

I feel that paying for any kind of sexual preference establishment is not a good use for tax dollars. Discrimination is inevitable. As humans, we all judge.

Personally involved in task force for adult classes re: GLBT for Unitarian Universalist this Fall. Actively involved re: political issues (pro-choice), NOW and ACLU protests re: Boy Scouts. Monthly donations to local EOC, Amnesty Intl, ZPG, local Sierra Club, was in GALA choir, etc.

I am fortunate at my age to feel comfortable in anyone knowing that I am a lesbian.

GALA does a fine job. We need still more activities for the teens and the at-risk younger adults that are trying to find themselves.

I think there needs to be a greater attempt to meet the needs of LGBT people in areas of the county outside of SLO (North & South County). Most current LGBT activities are centered in SLO. This is particularly important in the case of seniors who need some contact with other LGBT people, but are prevented because of health or transportation issues. Youth too.

Thanks for being there for my daughter.

I am very interested in becoming involved in PFLAG.

This is great!

Thank you for your services. As a parent, I am constantly aware of need for direct education of the unaware! "Church" folks don't care to be informed.

Bad experiences with local health care providers being homophobic.

Please consider publishing these results in the Tribune and other wire services to inform those out there.

I love the people at PFLAG! They are kind and listen.

We need more places for the gays in SLO area to get together and meet.

Very, very anti-David Weyrich.

It would be nice to have a local rapid media response to issues such as Gazette anti-gay policy, anti-gay propositions, "protection of marriage", etc.

I'm straight but this is great!

During the "coming out" process, I find it extremely helpful and necessary to have a "community" for support and a sense of identity. I have since "returned" to a heterosexual community, but with full disclosure of who I am.

Not only was I not aware of a LGBT community center, I don't know what services it provides.

Additional Comments from Respondents (continued):

I grew up in South Louisiana. I always knew I was gay and I never let on until I left LA. At 21. My life is not a measuring stick. Poverty, drunken' and chemically dependent relatives and sheer survival were my primary concern. But I saw gay young people suffer greatly. Some weren't gay, just thought to be so. If you want to help the "gay community" well to use a well known catch phrase- SAVE THE CHILDREN!!! Educate. Educate early.

Thanks for doing this survey.

Additional website (local) for info and contacts would be great and most convenient for many.

1) It is important for non LGBT people to understand that LGBT are not a monolith- we all are different w/ different needs, issues, & ways of expressions. 2) There is nothing more divisive to community building than to tolerate bigotry and discrimination.

I would be willing to serve an advisory board, also help with grant writing. Dave Edwards and I have met. Wayne Attoe, Ph.D. (805) 471-0550 P.O.Box 1031 Cambria, Ca 93428

The SLO high school forums of past years and the support by that school's counselors is commendable. The Cal Poly GALA club has been helpful on campus. The local and national religious "antigay" still present a formidable population to contain and diffuse their intolerance. An "equal rights" amendment to the constitution would solve much of this conflict.

Thinks this county radically needs to address the homeless persons issues in effect at present it seems that they are either disallowed a living space while at the same instant being socio-related to being identified as derelicts.

Some progress has been made toward implementing GLSEN (Gay , Lesbian, straight education network) staff trainings and programs in local schools. More of this type education needs to be in all schools. I'm not currently on line. Would you please send me a report please? Zola Lee 5880 Ardillo Ave. Apt. K Atascadero, CA. 93422

I feel good and I feel safe living in SLO county. I hate to see all the growth. I went through that in Santa Barbara and did not want to live there anymore. Because of the growth. I love the SLO life.

Thanks for doing this survey and taking up this cause.

I'm pleased and gratified that this survey is happening.

I've stopped by the GALA center on Los Osos Valley Rd at various days and times. It's always been closed. I've called their number and receive recordings.

I am sorry to tell you, but I no longer live in SLO County I now reside in LA county.

This survey is not very comprehensive or well-written. Especially confusing is the 1-5 rating on page two. Given the amount of money the foundation received, the survey could have been so much better, so much more illuminating. Not only that, but it was hard to find on your website. Did you go to Tortilla flats and other places gays congregate? This is an important effort, and I sure wish you had made a better effort to get the survey to people. Not a single one of my gay friends had heard about it. This all makes me wonder if the Foundation is not fully behind this effort. You could have run ads, and made a link on your home page, among other things. I'm sure glad to see it, anyway.

In regards to question 27: Just not GALA, needs to be run as a 501c(3)-needs a paid director that's accountable. If organized, healthy and non discriminatory. Unfortu

Additional Comments from Respondents (continued):

nately, the LGBT community is not immune to homophobia or personal issues that bias how non-healthy attitudes projections permeate. Very cliquish!! and non-professional.

Would like to learn more specifics about the Initiative, particularly funding. Congrats to SLO County's GLBT community-it has improved politically quite well.

My best wishes to you.

I've made many comments in the past ten years and I'm thrilled that this is taking. Bless you all.

The greatest current in the county is a safe meeting place, like a bar. The current community center is not adequate, especially for inexperienced LGBT people. The greatest no. in need is recognition of full and equal rights in all respects of U.S. Citizenry.

Thanks

Why don't you get some type of housing for average people that make an average income. And the rest of you should start going to church!

It would be nice to have dances for women. Dances offered by GALA court for the younger gay community. We need more activities.

Having lived through the glorious 60's, I had great hopes for the 70-90's finally leading the country into civil rights, then we'd be united and not have to singly pursue women's rights, gay rights, racial equality, etc. Maybe in my next life we will see with our hearts.

Thank you for providing a survey. I would like to see more services available and will be checking the results on the website.

Thank you for your interest and attention to the SLO County Gay Community.

We need a bar/dance place to be social in very badly.

I would like to help as a community activist to support the gay community efforts.

Dan 481-6080 Thanks

If think the Prado Day Center is a very good idea. Reading material is also a good idea. There needs to be more non-hatred toward SGBT commercials on T.V. and more support and education for LGBT's. I think we are headed (one step at a time) in a good positive direction with this (LGBT survey).

I am not "out" except to family, friends, and a few fellow employees who are also friends. I am in a lesbian relationship for the first time in my life. It has been 3 years now and it has been my only lesbian relationship. I've been married twice; have one child and one grandchild. I do not "out" myself in public for fear of being discriminated against. The same goes at work too.

Thank you for addressing this important issue, an issue that concerns everyone(whether they know it or not).

No problems as I'm in the closet. My bi-sexual activities are infrequent but I'm still interested in sex.

My most important felt need is to find a partner I can live with. I know there are other greater needs out there, but this one has my attention.

Please realize that sexual orientation is a matter of personal choice. I have no special interest group, support services, or groups to protect my rights as a heterosexual. I never would have guessed that reverse discrimination would happen to me, but it did. What is your organization going to do for me-a heterosexual white female. Thanks for listening.

Additional Comments from Respondents (continued):

The GALA Community Center should be downtown in a prominent location not hidden away in Laguna Lake like we are ashamed of ourselves.

Thank you for doing this survey. I believe that the greatest needs of the community have yet to be completely identified, so I hope this survey and followup will help.

Our lesbian community needs better leadership. Some event organizers are hostile and rude and unprofessional. Our gay community needs cohesiveness for the most part we have no "community".

How are you different from GALA? Who organized you-the city?

Need more organization(LGBT) North County.

It's still unbelievable in this day and age I can't put my partner on my health plan. She has to pay \$260 a month, and because of a rare blood disease, she has to have insurance. I pay \$120 a month. That's the federal government for you-completely ignorant and backwards.

Thank you for forming the growing together initiative.

Health care for LGBT is nonexistent in SLO County forced to travel to LA or SF. When is SLO County going to join 2001.

For the most part- the people I am surrounded by are very accepting. I know I am lucky. Awareness is a huge issue. Unfortunately some of the awareness is "in your face", which I see it is hard to find a happy middle ground. When I see media coverage they usually scope in on all the preconceptions instead of the whole other group of professionals that exist. Could probably have better feed back. I'm just in a hurry and wanted to get this in the mail.

We need more community and school programs that teach tolerance for all types of Diversity.

Thank you for showing an interest

The problems living in SLO are not LGBT related. Low wages for everyone is biggest issue. High cost of living and low pay.

I think there should be more events for minors so we don't feel left out.

Youth services for high school aged children and under are desperately needed in SLO. If there's a local gay/straight alliance in SLO I would throw all my support behind them-for them. If there is such an organization, they need help getting the word out.

Pull your heads out of your ass GALA

What about funding for the special needs of pedophiles, necrophiles, or the sexual choice of bestiality? Is it right to make a moral judgment on these groups of people? Whom defines what's acceptable sexual behavior? Has your organization considered these people and their "sexual orientation"?

I don't feel we should push sexually gay or straight in people's faces. The whole "gay pride" thing bothers me. Straight people don't run around with necklaces and stickers saying "yeah, I'm straight". Its DUMB.

Due to the fact that gay youth are torn between what they are vs what media portrays as normal they are more fragile than the average teen and services and support should be readily available and free.

LGBT is not able or is within the realm of being important to me. Be kind to all humankind. To hell with your organization. There is no subjects to think about.

LGBT people continue to be discriminated against because of federal, state and/or local laws that do not recognize domestic partnerships or that provide lesser

Additional Comments from Respondents (continued):

benefits re: beneficiary rights, social security benefits (upon the death of one of the partners), health insurance. There also continues to be much ignorance, insensitivity in the general public. Tax laws are also to the benefit of married or married with children.

I feel the LGBT community is largely ignored by the county and media, ie. Boy Scouts, unless it is "Big News" or if someone in our community does something. When reporting news you generally don't say male or female when describing the situation but you would report if someone was LGBT.

It would be nice to have more "socials" lots of women around here are "cliquey" and not very social outside of their circle. We need tree hugging, beach loving, kind, fun lesbian events around here! Rock on!

Some of the opinion questions were a guess for me. I am not involved much with any community activities or events and I am not very aware these days of the community's attitude towards GLBTs.

As a heterosexual, living here for just a year, I have not seen any signs of an active gay community here. I was starting to get discouraged, thinking it either didn't exist, or was being suppressed.

I am so glad that you are taking an interest in what life is like for the people who can't "fit in" and who are daily subjected to hate on the TV, in movies, and here at home. Filling out this survey makes me happy to be living in SLO.

To sum up my opinion on minority issues is due to my experience with labels. I didn't know I was a minority until my company classified me as one. White Hispanic male. People need to learn how to appreciate who they are not expect others to. Recognize privacy, forget labels.

Thank You

With a small community like SLO, education is vital!

Thanks for sponsoring this.

Lack of info at non-LGBT sources is a major problem in SLO, esp. legal info

Why not a retirement home for lesbians? Or a shared housing program? Costs are outrageous and impossible for low to moderate income single people and there are no projects directed at the gay and lesbian population.

I'm on your list but I don't live in the area. My parents do and I'm trying to stay in touch in case I ever need to move there. I tried to answer your survey as best I could, but many questions I couldn't answer. Good luck creating a GLBT center.

I find SLO to be a rather closeted community. It's very conservative politically, so I suppose that sets the tone here. In general, people seem very disconnected. Hopefully this will improve in time. It would help if there was at least one paid position at the Center on Los Osos Valley Road. It's never open-due to being staffed by volunteers.

No LGBT sex=no AIDS LGBT problems are self created.

We need a LGBT nightlife! More social life

The existing public ones are sufficient. If the LGBT want a place of their own let them do what most other special interest groups do. ie. Elks etc. Build their own. For those who have Spiritual/Biblical problems with homosexuality as a lifestyle (not individuals) shouldn't be forced to financially support a cause they cannot condone. This infringes on our religious freedom. No one should have to tolerate the things listed in #13 and we have laws already that cover those. However, those with differing views should

Additional Comments from Respondents (continued):

not be forced to go against our convictions either ie. boy scouts and radical in your face homosexual teachers.

Good luck in your endeavors to educate the public.

Glad our County is becoming more accepting of LGBT issues.

I am not a lesbian but I have a gay family member. I have concerns that all people should be treated with respect and dignity and we must be active in pursuing equality for everyone. And raise awareness of discrimination.

2 People's responses.

Show LGBT films and art, such social events would contribute to the overall LGBT community.

I have attempted to get involved in organizations. What I have experienced is some prejudice in our own group. It seems the LGBT group are quick to reject their own. This discourages involvement. It also makes individuals feel unwelcome. I don't appreciate every group meeting to be treated as a pick up opportunity.